



CertainTeed

# 2016 Siding Collection

## Product Catalog

Vinyl & Polymer Siding Products

Vinyl Carpentry® Soffit & Vertical Siding

UnderShield® Water Diversion System

Vinyl Carpentry® Accessories

Restoration Millwork® Cellular PVC Trim

CertaWrap™ Weather Resistant Barrier

EverNew® Vinyl and Composite Railing

Posts and Columns

EverNew® Vinyl Decking

**CertainTeed**  
SAINT-GOBAIN

# Table of Contents

Color Matrix.....	2
Accessory Matrix .....	4
<b>Shake &amp; Shingle Siding</b>	
Cedar Impressions® Polymer Shake & Shingle Siding .....	5
Cedar Impressions® Accessories .....	7
Northwoods® Vinyl Shake Siding .....	10
<b>Insulated Siding</b>	
CedarBoards™ Insulated Siding .....	11
CedarBoards™ XL Insulated Siding .....	12
CedarBoards™ Accessories .....	13
<b>Vinyl Siding</b>	
Monogram® .....	15
Monogram® XL .....	16
Restoration Classic™ .....	17
Board & Batten .....	18
Carolina Beaded™ .....	19
MainStreet™ .....	20
Wolverine American Legend™ .....	22
Encore™ .....	23
<b>Vinyl Carpentry® Soffit &amp; Vertical Siding</b>	
Triple 3-1/3" Soffit .....	24
Perimeter™ Triple 3-1/3" Soffit .....	24
Chamfer Board™ Vertical Siding & Soffit .....	25
Ironmax™ Soffit .....	25
Beaded Soffit .....	26
Universal Soffit .....	27
Value Soffit .....	28
<b>UnderShield® Water Diversion System .....</b>	<b>29</b>
<b>Vinyl Carpentry® Accessories</b>	
Corner Systems .....	30
Window & Door Trim .....	36
Wall Transitions .....	38
Soffit Transitions .....	39
J-Channel .....	40
Functional Trim .....	41
Starter Strips .....	43
Soffit Trim .....	44
<b>Restoration Millwork® Cellular PVC Trim .....</b>	<b>46</b>
<b>House Wrap</b>	
CertaWrap™ Weather Resistant Barrier .....	59
CertaWrap™ Flashing & Tape .....	60
<b>Tools</b>	
Shingle Repair Kit.....	61
Hand Tools .....	61
<b>EverNew® Vinyl and Composite Railing .....</b>	<b>62</b>
<b>Posts and Columns .....</b>	<b>76</b>
<b>EverNew® Vinyl Decking .....</b>	<b>77</b>

# Color & NGBS RC GREEN Approved Product Matrix

	GREEN APPROVED*	ARBOR BLEND	ARCTIC BLEND	AUTUMN RED	AUTUMN YELLOW	BERMUDA BLUE	BUCKSKIN	CANYON BLEND	CASTLE STONE	CHARCOAL GRAY	COLONIAL WHITE	CYPRESS	DESERT TAN	FLAGSTONE	FOREST	FRONTIER BLEND	GLACIER BLEND	GRANITE GRAY	GREEN TEA	HEARTHSTONE	HERITAGE CREAM	HERRINGBONE	IVY GREEN	LIGHT MAPLE	LINEN	MEADOW BLEND	MOUNTAIN CEDAR	MUSKET BROWN	NATURAL CLAY	OXFORD BLUE	PACIFIC BLUE	SABLE BROWN	SANDPIPER	SANDSTONE BEIGE	SAVANNAH WICKER	SEAGRASS	SILVER ASH	SNOW	SPRUCE	STERLING GRAY	SUEDE	TERRA COTTA	TIMBER BLEND	WARM SAND	WEATHERED BLEND					
SIDING PRODUCTS																																																		
NORTHWOODS®																																																		
S7" & S9" ROUGH-SPLIT SHAKES	●			●			●				●	●	●	●				●		●		●	●					●		●		●	●						●											
CEDARBOARDS™ & CEDARBOARDS™ XL																																																		
S7" & D6" ROUGH CEDAR	●			●			●			●	●	●	●	●		●		●		●		●			●				●	●	●	●	●					●	●	●	●	●		●						
D4" & D4-1/2" DUTCHLAP ROUGH CEDAR	●						●			●	●	●	●					●			●			●					●	●			●	●				●	●	●	●									
S7" & D6" EXTENDED LENGTH ROUGH CEDAR	●			●						●	●	●	●	●				●		●		●			●				●	●	●	●		●	●				●	●	●	●								
S12" BOARD & BATTEN ROUGH CEDAR	●			●						●	●	●						●		●				●					●	●			●	●				●	●	●	●									
MONOGRAM®																																																		
D4" ROUGH CEDAR	●	●	●	●	●	●	●	●		●	●	●	●	●	●	●	●	●	●	●	●	●	●	●	●	●	●	●	●	●	●	●	●	●	●	●	●	●	●	●	●	●	●	●	●	●	●	●		
D5" ROUGH CEDAR	●			●			●			●	●	●	●	●	●	●		●		●	●	●	●	●	●	●			●	●	●	●	●	●	●	●	●	●	●	●	●	●	●	●	●	●	●	●		
D5" DUTCHLAP ROUGH CEDAR	●	●	●	●			●	●		●	●	●	●	●	●	●	●	●	●	●	●	●	●	●	●	●	●			●	●	●	●	●	●	●	●	●	●	●	●	●	●	●	●	●	●	●	●	
MONOGRAM® XL																																																		
D4" ROUGH CEDAR	●									●	●	●	●					●		●		●			●				●	●	●	●		●	●	●	●	●	●	●	●	●	●	●	●	●	●	●		
D5" DUTCHLAP ROUGH CEDAR	●									●	●	●	●					●		●		●			●				●	●			●	●		●	●	●	●	●	●	●	●	●	●	●	●	●	●	
RESTORATION CLASSIC™																																																		
D4" SELECT CEDAR	●			●	●		●			●	●	●	●	●	●			●		●	●	●	●	●	●	●	●		●	●	●	●		●	●	●	●	●	●	●	●	●	●	●	●	●	●	●	●	
D4-1/2" DUTCHLAP SELECT CEDAR	●			●	●		●			●	●	●	●	●	●			●		●	●	●	●	●	●	●			●	●			●	●	●	●	●	●	●	●	●	●	●	●	●	●	●	●	●	
D5" SELECT CEDAR	●			●						●	●	●						●		●	●	●	●	●	●				●	●			●	●	●	●	●	●	●	●	●	●	●	●	●	●	●	●	●	
D4-1/2" & T3" SMOOTH	●									●	●	●						●		●	●	●	●	●	●				●	●			●	●		●	●	●	●	●	●	●	●	●	●	●	●	●	●	
BOARD & BATTEN																																																		
SINGLE 8" VERTICAL ROUGH CEDAR	●									●	●	●						●		●	●	●	●	●				●				●	●		●	●		●	●	●	●	●	●	●	●	●	●	●	●	
SINGLE 7" VERTICAL ROUGH CEDAR	★			★						★	★	★	★	★				★		★	★	★	★	★			★		★	★	★	★		★	★		★	★	★	★	★	★	★	★	★	★	★	★	★	★
CAROLINA BEADED™																																																		
SINGLE 6-1/2" BRUSHED	●									●	●	●						●		●	●	●	●	●					●	●			●	●		●	●	●	●	●	●	●	●	●	●	●	●	●	●	
MAINSTREET™																																																		
D4", D5", D4" & D5" DL WOODGRAIN	●			●	●		●			●	●	●	●	●	●			●		●	●	●		●					●	●			●	●	●	●	●	●	●	●	●	●	●	●	●	●	●	●	●	●
6-1/2" BEADED BRUSHED	●									●	●	●						●		●		●			●				●	●			●	●		●	●	●	●	●	●	●	●	●	●	●	●	●	●	
T3" BRUSHED	●									●	●	●								●		●			●				●	●			●	●		●	●	●	●	●	●	●	●	●	●	●	●	●	●	
SINGLE 8" WOODGRAIN	●									●										●		●			●																									
WOLVERINE AMERICAN LEGEND™																																																		
D4", D5", D4-1/2" DUTCHLAP WOODGRAIN	●			●	●		●			●	●	●	●	●				●		●	●	●	●	●					●	●			●	●		●	●	●	●	●	●	●	●	●	●	●	●	●	●	●
ENCORE™																																																		
D4", D5", D4-1/2" DUTCHLAP WOODGRAIN†	●						●		●		●	●	●							●	●	●	●	●					●	●			●	●	●	●	●	●	●	●	●	●	●	●	●	●	●	●	●	●
T3" WOODGRAIN	●									●	●	●								●	●	●	●	●					●	●			●	●		●	●	●	●	●	●	●	●	●	●	●	●	●	●	●

\*Download approval specification at [www.greenapprovedproducts.com](http://www.greenapprovedproducts.com)

†Dimensions shown are nominal

★ NEW COLOR





## Accessory Matrix

PRODUCT CODE #	▶	CORNER SYSTEMS	DECORATIVE TRIM	J-CHANNEL	FUNCTIONAL TRIM	STARTER STRIPS	SOFFIT TRIM
51401	3/4" CORNERPOST WOODGRAIN						
51402	3/4" CORNERPOST MATTE						
51404	1" CORNERPOST WOODGRAIN						
51409	1-1/4" INSULATED CORNERPOST						
51412	3/4" INSIDE CORNERPOST						
51436	1-1/4" INSIDE CORNERPOST						
51446	T5, D7 PERFECTION MITERED CORNERPOST						
51430	T7 PERFECTION MITERED OFFSET CORNERPOST						
48-51	S5 SAWMILL MITERED OFFSET CORNERPOST						
51459	D7, D9 ROUGH-SPLIT MITERED CORNERPOST						
51406	D7 PERFECTION INSIDE CORNERPOST						
51450	BEADED SUPERCORNER™						
51432	TRADITIONAL SUPERCORNER™						
51463	1-1/4" TRADITIONAL SUPERCORNER™						
51416	FLUTED SUPERCORNER™						
51420	3/4" FLUTED CORNER (3-1/2" FACE)						
51447	INSIDE/OUTSIDE BAY WINDOW CORNERPOST						
51424	CORNICE MOLDING						
51423	CORNICE MOLDING RECEIVER						
51454	FINISH BOARD						
51455	BAND BOARD						
55817	3/8" J-CHANNEL						
55812	1/2" J-CHANNEL						
55815	5/8" J-CHANNEL						
55814	3/4" J-CHANNEL						
50306	1" J-CHANNEL						
50305	1-1/4" J-CHANNEL						
50310	CEDAR IMPRESSIONS UNDERSILL TRIM						
50303	DUAL UNDERSILL TRIM						
50302	UNDERSILL TRIM						
50301	2-1/4" VINYL STARTER STRIP						
56917	2-1/2" METAL STARTER STRIP						
56916	4" METAL SHINGLE STARTER STRIP						
56904	5" METAL REMODELING STARTER STRIP						
53601	STARTER STRIP FOR INSULATED SIDING						
53602	3/4" F-CHANNEL						
53610	5/8" F-CHANNEL						
53604	1/2" H BAR						
53609	3/8" H BAR						
52506	3/4" H BAR						
52502							
52504							
52505							
52507							

## SIDING PRODUCTS

[illegible]

## VINYL CARPENTRY® SOFFIT & VERTICAL SIDING

[illegible]

This is a suggested list. Some jobs may have unique requirements or a special use of accessories.

Please consult product descriptions for available colors. Not all products available in all colors.

\*3/4" Accessories may be used with Northwoods Single 7" Straight Edge Rough-Split Shakes provided product is not tight in accessory pocket.

†Use Restoration Millwork one-piece corners with Individual 5" Sawmill Shingles.

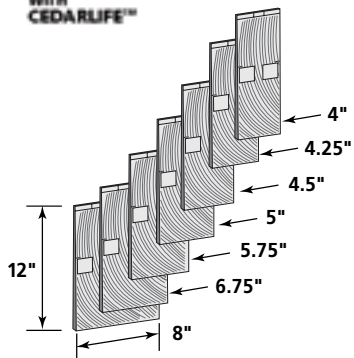
# Cedar Impressions®

## Polymer Shingle Siding – Sawmill Finish

## Polymer Siding Products



### INDIVIDUAL 5" SAWMILL SHINGLES



**Product Code: 30105**

Finish: Sawmill

Length: 7 Sizes –  
4", 4.25",  
4.5", 5", 5.75",  
6.75", 8"

Thickness: .090"

Exposure: 5"

Projection: Shingle is 1/2",  
installs in  
1" accessory

Panels/Ctn.: 128

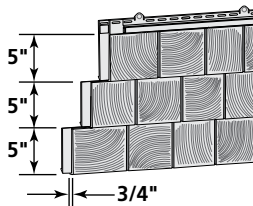
Squares/Ctn.: .25

Cartons/Pallet: 32

lbs./Ctn.: ≤ 33



### TRIPLE 5" STRAIGHT EDGE SAWMILL SHINGLES



**Product Code: 30106**

Finish: Sawmill

Length: 60"

Thickness: .100"

Exposure: 15"

Projection: 3/4"

Panels/Ctn.: 8

Squares/Ctn.: .50

Cartons/Pallet: 20

lbs./Ctn.: ≤ 43

# Cedar Impressions®

## Polymer Shingle Siding – Perfection Finish

### TRIPLE 5" STRAIGHT EDGE PERFECTION SHINGLES



**Product Code: 30130**

Finish: Cedar Grain

Length: 60"

Thickness: .100"

Exposure: 15"

Projection: 3/4"

Panels/Ctn.: 8

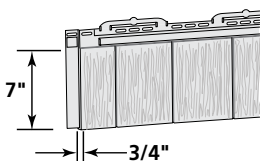
Squares/Ctn.: .50

Cartons/Pallet: 20

lbs./Ctn.: ≤ 43



### SINGLE 7" PERFECTION SHINGLES



**Product Code: 30137**

Finish: Cedar Grain

Length: 73.5"

Thickness: .090"

Exposure: 7"

Projection: 3/4"

Panels/Ctn.: 14

Squares/Ctn.: .50

Cartons/Pallet: 32

lbs./Ctn.: ≤ 43

Product Code	30105 Individual 5" Sawmill Shingles	30106 Triple 5" Straight Edge Sawmill Shingles	30130 Triple 5" Straight Edge Perfection Shingles	30137 Single 7" Perfection Shingles	
► Cedar Blend (20)				○	
► Driftwood Blend (80)				○	
► Natural Blend (78)				○	
► Rustic Blend (21)				○	
Cedar Blend – Light (70)	●				
Cedar Blend – Med. (71)	●				
Cedar Blend – Dark (72)	●				
Driftwood Blend – L. (94)	●				
Driftwood Blend – M. (95)	●				
Driftwood Blend – D. (96)	●				
Natural Blend – Light (86)	●				
Natural Blend – Med. (87)	●				
Natural Blend – Dark (88)	●				
Rustic Blend – Light (73)	●				
Rustic Blend – Med. (74)	●				
Rustic Blend – Dark (75)	●				
Colonial White (01)		○	●		
Autumn Red (23)	○	○			
Autumn Yellow (10)		○	●		
Bermuda Blue (26)					
Buckskin (41)	○	○	●		
Charcoal Gray (46)		○			
Cypress (42)	○	○	●		
Desert Tan (07)		○	●		
Flagstone (97)	○	○			
Forest (47)		○			
Granite Gray (34)		○	●		
Green Tea (35)					
Hearthstone (19)	○	○	●		
Heritage Cream (11)		○	●		
Herringbone (04)		○	●		
Ivy Green (28)		○			
Light Maple (55)		○	●		
Mountain Cedar (17)		○	●		
Natural Clay (60)	○	○	●		
Pacific Blue (27)	○	○			
Sable Brown (29)	○	○			
Sandpiper (13)		○	●		
Sandstone Beige (15)		○	●		
Savannah Wicker (59)	○	○	●		
Seagrass (30)		○	●		
Snow (31)	○	○	●		
Spruce (16)	○	○			
Sterling Gray (33)	○	○	●		
Suede (14)		○	●		
Terra Cotta (18)		○			

► CONSISTENT VARIEGATED COLOR THROUGHOUT THE PANEL

○ AVAILABLE SOON

For more information call 800-233-8990

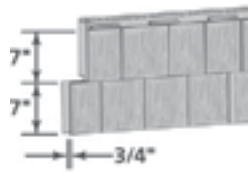
www.certainteed.com

≤ Heaviest weight listed – varies by color.

## Cedar Impressions® (continued)

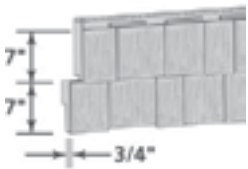
### Polymer Shingle Siding – Perfection Finish

#### DOUBLE 7" STRAIGHT EDGE PERFECTION SHINGLES



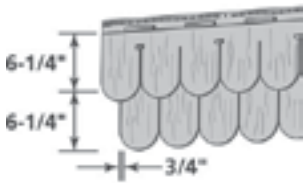
**Product Code: 30138**  
 Finish: Cedar Grain  
 Length: 48"  
 Thickness: .100"  
 Exposure: 14"  
 Projection: 3/4"  
 Panels/Ctn.: 11  
 Squares/Ctn.: .50  
 Cartons/Pallet: 16  
 lbs./Ctn.: ≤ 42

#### DOUBLE 7" STAGGERED PERFECTION SHINGLES



**Product Code: 30143**  
 Finish: Cedar Grain  
 Length: 48"  
 Thickness: .100"  
 Exposure: 14"  
 Projection: 3/4"  
 Panels/Ctn.: 11  
 Squares/Ctn.: .50  
 Cartons/Pallet: 16  
 lbs./Ctn.: ≤ 44

#### DOUBLE 6-1/4" HALF-ROUND SHINGLES




**Product Code: 30128**  
 Finish: Cedar Grain  
 Length: 32"  
 Thickness: .100"  
 Exposure: 12-1/2"  
 Projection: 3/4"  
 Panels/Ctn.: 12  
 Squares/Ctn.: .333  
 Cartons/Pallet: 16  
 lbs./Ctn.: ≤ 27

## Cedar Impressions®

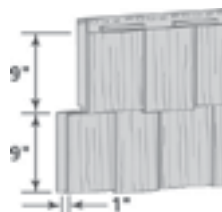
### Polymer Shake Siding – Rough-Split Finish

#### DOUBLE 7" STRAIGHT EDGE ROUGH-SPLIT SHAKES



**Product Code: 30141**  
 Finish: Cedar Shake  
 Length: 57"  
 Thickness: .125"  
 Exposure: 14"  
 Projection: 1"  
 Panels/Ctn.: 9  
 Squares/Ctn.: .50  
 Cartons/Pallet: 16  
 lbs./Ctn.: ≤ 47

#### DOUBLE 9" STAGGERED ROUGH-SPLIT SHAKES



**Product Code: 30136**  
 Finish: Cedar Shake  
 Length: 57"  
 Thickness: .125"  
 Exposure: 18"  
 Projection: 1"  
 Panels/Ctn.: 7  
 Squares/Ctn.: .50  
 Cartons/Pallet: 16  
 lbs./Ctn.: ≤ 50

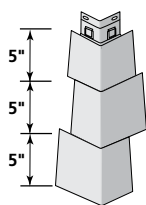
## Polymer Siding Products

Product Code	30138 Double 7" Straight Edge Perfection Shingles	30143 Double 7" Staggered Perfection Shingles	30128 Double 6-1/4" Half-Round Shingles	30141 Double 7" Straight Edge Rough-Split Shakes	30136 Double 9" Staggered Rough-Split Shakes
Colonial White (01)	●	●	●	●	●
Autumn Red (23)	●	●	●	●	●
Autumn Yellow (10)	●	●	●	●	●
Bermuda Blue (26)	●		●		
Buckskin (41)	●	●	●	●	●
Charcoal Gray (46)	●	●	●	●	●
Cypress (42)	●	●	●	●	●
Desert Tan (07)	●	●	●	●	●
Flagstone (97)	●	●	●	●	●
Forest (47)	●	●	●	●	●
Granite Gray (34)	●	●	●	●	●
Green Tea (35)	●		●		
Hearthstone (19)	●	●	●	●	●
Heritage Cream (11)	●	●	●	●	●
Herringbone (04)	●	●	●	●	●
Ivy Green (28)	●	●	●	●	●
Light Maple (55)	●	●	●	●	●
Mountain Cedar (17)	●	●	●	●	●
Natural Clay (60)	●	●	●	●	●
Pacific Blue (27)	●	●	●	●	●
Sable Brown (29)	●	●	●	●	●
Sandpiper (13)	●	●	●	●	●
Sandstone Beige (15)	●	●	●	●	●
Savannah Wicker (59)	●	●	●	●	●
Seagrass (30)	●	●	●	●	●
Snow (31)	●	●	●	●	●
Spruce (16)	●	●	●	●	●
Sterling Gray (33)	●	●	●	●	●
Suede (14)	●	●	●	●	●
Terra Cotta (18)	●	●	●	●	●

COMING  
SOON

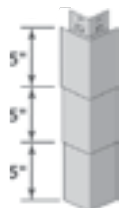
### T5" STRAIGHT EDGE SAWMILL OFFSET MITERED CORNERPOST

**Product Code: 51406**  
Finish: Sawmill  
Pieces/Ctn.: 32  
Lin. Ft./Ctn.: 40'  
Cartons/Pallet: 12  
lbs./Ctn.: ≤ 17



### T5" STRAIGHT EDGE PERFECTION MITERED CORNERPOST

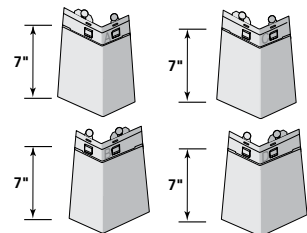
**Product Code: 51430**  
Finish: Cedar Grain  
Length: 15"  
Pieces/Ctn.: 20  
Lin. Ft./Ctn.: 25  
Cartons/Pallet: 24  
lbs./Ctn.: ≤ 15



COMING  
SOON  
WITH  
CEDARLIFE™

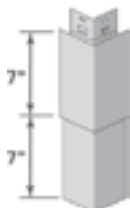
### S7" PERFECTION OFFSET MITERED CORNERPOSTS

**Product Code: 51459**  
Finish: Cedar Grain  
Length: 4 Pieces –  
7" each  
Pieces/Ctn.: 40  
Lin. Ft./Ctn.: 23' 4"  
Cartons/Pallet: 24  
lbs./Ctn.: ≤ 15



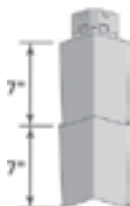
### D7" STRAIGHT EDGE PERFECTION MITERED CORNERPOST

**Product Code: 51448**  
Finish: Cedar Grain  
Length: 14"  
Pieces/Ctn.: 20  
Lin. Ft./Ctn.: 23' 3"  
Cartons/Pallet: 32  
lbs./Ctn.: ≤ 14



### D7" STRAIGHT EDGE PERFECTION MITERED INSIDE CORNERPOST

**Product Code: 51453**  
Finish: Cedar Grain  
Length: 14"  
Pieces/Ctn.: 20  
Lin. Ft./Ctn.: 23' 3"  
Cartons/Pallet: 32  
lbs./Ctn.: ≤ 10



Product Code	51406 T5" Straight Edge Sawmill Offset Mitered Cornerpost	51430 T5" Straight Edge Perfection Mitered Cornerpost	51459 S7" Perfection Offset Mitered Cornerposts	51448 D7" Straight Edge Perfection Mitered Cornerpost	51453 D7" Straight Edge Perfection Mitered Inside Cornerpost
CEDARLIFE BLENDS	► Cedar Blend (20)		○		
	► Driftwood Blend (80)		○		
	► Natural Blend (78)		○		
	► Rustic Blend (21)		○		
COLOR	Colonial White (01)	○	●	●	●
	Autumn Red (23)	○		●	●
	Autumn Yellow (10)	○	●	●	●
	Bermuda Blue (26)			●	●
	Buckskin (41)	○	●	●	●
	Charcoal Gray (46)	○		●	●
	Cypress (42)	○	●	●	●
	Desert Tan (07)	○	●	●	●
	Flagstone (97)	○		●	●
	Forest (47)	○		●	●
	Granite Gray (34)	○	●	●	●
	Green Tea (35)			●	●
	Hearthstone (19)	○	●	●	●
	Heritage Cream (11)	○	●	●	●
	Herringbone (04)	○	●	●	●
	Ivy Green (28)	○		●	●
	Light Maple (55)	○	●	*	●
	Mountain Cedar (17)	○	●	*	●
	Natural Clay (60)	○	●	●	●
	Pacific Blue (27)	○		●	●
	Sable Brown (29)	○		*	●
	Sandpiper (13)	○	●	●	●
	Sandstone Beige (15)	○	●	●	●
	Savannah Wicker (59)	○	●	●	●
	Seagrass (30)	○	●	●	●
	Snow (31)	○	●	●	●
	Spruce (16)	○		●	●
	Sterling Gray (33)	○	●	*	●
	Suede (14)	○	●	●	●
	Terra Cotta (18)	○		●	●

► CONSISTENT VARIEGATED COLOR THROUGHOUT THE CORNERS

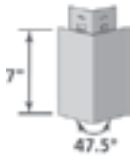
○ AVAILABLE SOON

\* RECOMMENDED TRIM COLOR TO COORDINATE WITH COLOR BLENDS  
BUCKSKIN = NATURAL BLEND  
MOUNTAIN CEDAR = CEDAR BLEND  
GRANITE GRAY = DRIFTWOOD BLEND  
SABLE BROWN = RUSTIC BLEND



## Cedar Impressions® Accessories (continued)

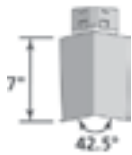
### S7" MITERED BAY WINDOW OUTSIDE CORNERPOST



Works only with Cedar Impressions D7" Straight Edge Perfection Shingles

**Product Code: 51454**  
Finish: Cedar Grain  
Length: 7"  
Pieces/Ctn.: 20  
Lin. Ft./Ctn.: 11' 8"  
Cartons/Pallet: 75  
lbs./Ctn.: ≤ 6

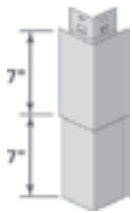
### S7" MITERED BAY WINDOW INSIDE CORNERPOST



Works only with Cedar Impressions D7" Straight Edge Perfection Shingles

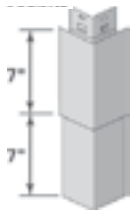
**Product Code: 51455**  
Finish: Cedar Grain  
Length: 7"  
Pieces/Ctn.: 20  
Lin. Ft./Ctn.: 11' 8"  
Cartons/Pallet: 75  
lbs./Ctn.: ≤ 5

### D7" STAGGERED PERFECTION MITERED CORNERPOST



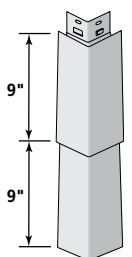
**Product Code: 51451**  
Finish: Cedar Grain  
Length: 14"  
Pieces/Ctn.: 20  
Lin. Ft./Ctn.: 23' 3"  
Cartons/Pallet: 32  
lbs./Ctn.: ≤ 14

### D7" STRAIGHT EDGE ROUGH-SPLIT MITERED CORNERPOST



**Product Code: 51450**  
Finish: Cedar Shake  
Length: 14"  
Pieces/Ctn.: 20  
Lin. Ft./Ctn.: 23' 4"  
Cartons/Pallet: 24  
lbs./Ctn.: ≤ 17

### D9" STAGGERED ROUGH-SPLIT MITERED CORNERPOST



**Product Code: 51432**  
Finish: Cedar Shake  
Length: 18-1/2"  
Pieces/Ctn.: 20  
Lin. Ft./Ctn.: 31  
Cartons/Pallet: 18  
lbs./Ctn.: ≤ 21

## Polymer Siding Products

Product Code	51454 S7" Mitered Bay Window Outside Cornerpost	51455 S7" Mitered Bay Window Inside Cornerpost	51451 D7" Staggered Perfection Mitered Cornerpost	51450 D7" Straight Edge Rough-Split Mitered Cornerpost	51432 D9" Staggered Rough-Split Mitered Cornerpost
Colonial White (01)	●	●	●	●	●
Autumn Red (23)	●	●	●	●	●
Autumn Yellow (10)	●	●	●	●	●
Bermuda Blue (26)	●	●			
Buckskin (41)	●	●	●	●	●
Charcoal Gray (46)	●	●	●	●	●
Cypress (42)	●	●	●	●	●
Desert Tan (07)	●	●	●	●	●
Flagstone (97)	●	●	●	●	●
Forest (47)	●	●	●	●	●
Granite Gray (34)	●	●	●	●	●
Green Tea (35)	●	●			
Hearthstone (19)	●	●	●	●	●
Heritage Cream (11)	●	●	●	●	●
Herringbone (04)	●	●	●	●	●
Ivy Green (28)	●	●	●	●	●
Light Maple (55)	●	●	●	●	●
Mountain Cedar (17)	●	●	●	●	●
Natural Clay (60)	●	●	●	●	●
Pacific Blue (27)	●	●	●	●	●
Sable Brown (29)	●	●	●	●	●
Sandpiper (13)	●	●	●	●	●
Sandstone Beige (15)	●	●	●	●	●
Savannah Wicker (59)	●	●	●	●	●
Seagrass (30)	●	●	●	●	●
Snow (31)	●	●	●	●	●
Spruce (16)	●	●	●	●	●
Sterling Gray (33)	●	●	●	●	●
Suede (14)	●	●	●	●	●
Terra Cotta (18)	●	●	●	●	●

≤ Heaviest weight listed – varies by color.

# Cedar Impressions® Accessories (continued)

## Polymer Siding Products

### CORNICE MOLDING

**Product Code: 55817**

Finish: Matte

Length: 12' 6"

Pieces/Ctn.: 10

Lin. Ft./Ctn.: 125

Cartons/Pallet: 64

lbs./Ctn.: ≤ 16



For use with Cornice Receiver or Deluxe F-Channel

### CORNICE MOLDING CORNERPOST CAP

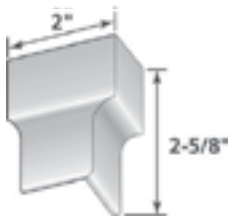
**Product Code: 55808**

Finish: Matte

Pieces/Ctn.: 20

Cartons/Pallet: 120

lbs./Ctn.: ≤ 1



For capping Cornice Molding over Mitered Cornerposts

### CORNICE RECEIVER

**Product Code: 55812**

Finish: Matte

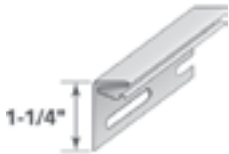
Length: 12' 6"

Pieces/Ctn.: 24

Lin. Ft./Ctn.: 300

Cartons/Pallet: 35

lbs./Ctn.: ≤ 28



For use with Cornice Molding, Finish Board and Band Board

### CEDAR IMPRESSIONS UNDERSILL TRIM

**Product Code: 56917**

Finish: Matte

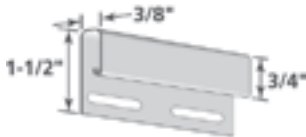
Length: 12' 6"

Pieces/Ctn.: 12

Lin. Ft./Ctn.: 150

Cartons/Pallet: 84

lbs./Ctn.: ≤ 13



### 4" METAL SHINGLE STARTER STRIP

**Product Code: 53610**

Finish: Mill

Length: 10'

Width: 4"

Pieces/Ctn.: 25

Lin. Ft./Ctn.: 250

Cartons/Pallet: 35

lbs./Ctn.: ≤ 78



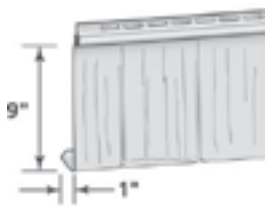
Product Code	55817 Cornice Molding	55808 Cornice Molding Cornerpost Cap	55812 Cornice Receiver	56917 Cedar Impressions Undersill Trim	53610 4" Metal Shingle Starter Strip
No Color			●		●
Colonial White (01)	●	●		●	
Autumn Red (23)	●	●		●	
Autumn Yellow (10)	●	●		●	
Bermuda Blue (26)	●	●		●	
Buckskin (41)	●	●		●	
Charcoal Gray (46)	●	●		●	
Cypress (42)	●	●		●	
Desert Tan (07)	●	●		●	
Flagstone (97)	●	●		●	
Forest (47)	●	●		●	
Granite Gray (34)	●	●		●	
Green Tea (35)	●	●		●	
Hearthstone (19)	●	●		●	
Heritage Cream (11)	●	●		●	
Herringbone (04)	●	●		●	
Ivy Green (28)	●	●		●	
Light Maple (55)	●	●		●	
Mountain Cedar (17)	●	●		●	
Natural Clay (60)	●	●		●	
Pacific Blue (27)	●	●		●	
Sable Brown (29)	●	●		●	
Sandpiper (13)	●	●		●	
Sandstone Beige (15)	●	●		●	
Savannah Wicker (59)	●	●		●	
Seagrass (30)	●	●		●	
Snow (31)	●	●		●	
Spruce (16)	●	●		●	
Sterling Gray (33)	●	●		●	
Suede (14)	●	●		●	
Terra Cotta (18)	●	●		●	

### SINGLE 7" STRAIGHT EDGE ROUGH-SPLIT SHAKES



**Product Code: 60106**  
 Finish: Cedar Shake  
 Length: 10' 1"  
 Thickness: .050"  
 Exposure: 7"  
 Projection: 1"  
 Panels/Ctn.: 17  
 Squares/Ctn.: 1  
 Cartons/Pallet: 19  
 lbs./Ctn.: ≤ 59

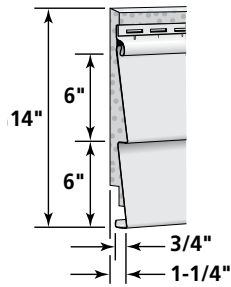
### SINGLE 9" STAGGERED ROUGH-SPLIT SHAKES



**Product Code: 60148**  
 Finish: Cedar Shake  
 Length: 10' 4-3/4"  
 Thickness: .050"  
 Exposure: 9"  
 Projection: 1"  
 Panels/Ctn.: 13  
 Squares/Ctn.: 1  
 Cartons/Pallet: 14  
 lbs./Ctn.: ≤ 67

Product Code		60106 Single 7" Straight Edge Rough-Split Shakes (Cedar Shake)	60148 Single 9" Staggered Rough-Split Shakes (Cedar Shake)	
COLOR	Colonial White (01)	●	●	
	Autumn Red (23)	●	●	
	Autumn Yellow (10)	●	●	
	Buckskin (41)	●	●	
	Cypress (42)	●	●	
	Desert Tan (07)	●	●	
	Flagstone (97)	●	●	
	Granite Gray (34)	●	●	
	Heritage Cream (11)	●	●	
	Ivy Green (28)	●	●	
	Light Maple (55)	●	●	
	Natural Clay (60)	●	●	
	Pacific Blue (27)	●	●	
	Sable Brown (29)	●	●	
	Sandstone Beige (15)	●	●	
	Savannah Wicker (59)	●	●	
	Sterling Gray (33)	●	●	

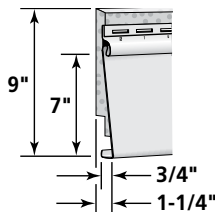
### DOUBLE 6" CLAPBOARD



**Product Code: 58134**

Finish: Rough Cedar  
Length: 12' 6"  
Thickness: .044"  
Exposure: 12"  
Projection: 1-1/4" \*  
Panels/Ctn.: 8  
Squares/Ctn.: 1  
Cartons/Pallet: 9  
lbs./Ctn.: ≤ 60

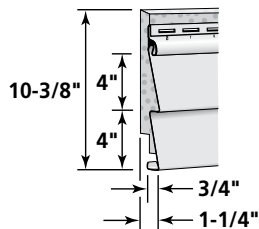
### SINGLE 7" CLAPBOARD



**Product Code: 58106**

Finish: Rough Cedar  
Length: 12' 3"  
Thickness: .044"  
Exposure: 7"  
Projection: 1-1/4" \*  
Panels/Ctn.: 14  
Squares/Ctn.: 1  
Cartons/Pallet: 12  
lbs./Ctn.: ≤ 56

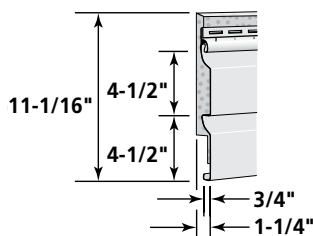
### DOUBLE 4" CLAPBOARD



**Product Code: 58115**

Finish: Rough Cedar  
Length: 12' 6"  
Thickness: .044"  
Exposure: 8"  
Projection: 1-1/4" \*  
Panels/Ctn.: 12  
Squares/Ctn.: 1  
Cartons/Pallet: 9  
lbs./Ctn.: ≤ 58

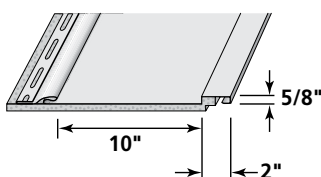
### DOUBLE 4-1/2" DUTCHLAP



**Product Code: 58121**

Finish: Rough Cedar  
Length: 12' 1"  
Thickness: .044"  
Exposure: 9"  
Projection: 1-1/4" \*  
Panels/Ctn.: 11  
Squares/Ctn.: 1  
Cartons/Pallet: 8  
lbs./Ctn.: ≤ 58

### SINGLE 12" VERTICAL BOARD & BATTEN - 10'



**Product Code: 58153**

Finish: Rough Cedar  
Length: 10'  
Thickness: .052"  
Exposure: 12"  
Projection: 1-1/4" \*  
Panels/Ctn.: 10  
Squares/Ctn.: 1  
Cartons/Pallet: 9  
lbs./Ctn.: ≤ 59

Product Code	58134 Double 6" Clapboard (Rough Cedar)	58106 Single 7" Clapboard (Rough Cedar)	58115 Double 4" Clapboard (Rough Cedar)	58121 Double 4 1/2" Dutchlap (Rough Cedar)	58153 Single 12" Vertical Board & Batten - 10' (Rough Cedar)
Colonial White (01)	●	●	●	●	●
Desert Tan (07)	●	●	●	●	●
Heritage Cream (11)	●	●	●	●	●
Light Maple (55)	●	●	●	●	●
Sandpiper (13)	●	●	●	●	●
Sandstone Beige (15)	●	●	●	●	●
Savannah Wicker (59)	●	●	●	●	●
Snow (31)	●	●	●	●	●
Sterling Gray (33)	●	●	●	●	●
Buckskin (41)	●	●	●	●	●
Cypress (42)	●	●	●	●	●
Granite Gray (34)	●	●	●	●	●
Natural Clay (60)	●	●	●	●	●
Oxford Blue (32)	●	●	●	●	●
Suede (14)	●	●	●	●	●
Autumn Red (23)	●	●			●
Charcoal Gray (46)	●	●			
Flagstone (97)	●	●			
Pacific Blue (27)	●	●			
Sable Brown (29)	●	●			
Spruce (16)	●	●			
Frontier Blend (51)	●	●			
Timber Blend (52)	●	●			

\* Complete Assembly  
≤ Heaviest weight listed – varies by color.



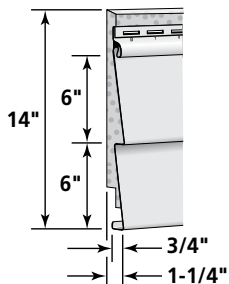
# CedarBoards™ XL

Extended Length Insulated Siding

## Vinyl Siding Products

### DOUBLE 6" – 16' 8"

#### CLAPBOARD

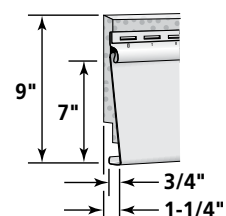


**Product Code: 58145**

Finish: Rough Cedar  
 Length: 16' 8"  
 Thickness: .044"  
 Exposure: 12"  
 Projection: 1-1/4" \*  
 Panels/Ctn.: 6  
 Squares/Ctn.: 1  
 Cartons/Pallet: 12  
 lbs./Ctn.: ≤ 54

### SINGLE 7" – 16' 8"

#### CLAPBOARD



**Product Code: 58144**

Finish: Rough Cedar  
 Length: 16' 8"  
 Thickness: .044"  
 Exposure: 7"  
 Projection: 1-1/4" \*  
 Panels/Ctn.: 10  
 Squares/Ctn.: 1  
 Cartons/Pallet: 12  
 lbs./Ctn.: ≤ 57

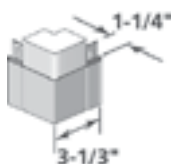
Product Code		58145 Double 6" XL Clapboard (Rough Cedar)	58144 Single 7" XL Clapboard (Rough Cedar)	
Colonial White (01)		●	●	
COLOR	Desert Tan (07)	●	●	
	Heritage Cream (11)	●	●	
	Light Maple (55)	●	●	
	Sandstone Beige (15)	●	●	
	Savannah Wicker (59)	●	●	
	Snow (31)	●	●	
	Sterling Gray (33)	●	●	
DARK	Cypress (42)	●	●	
	Granite Gray (34)	●	●	
	Natural Clay (60)	●	●	
	Oxford Blue (32)	●	●	
DELUXE	Autumn Red (23)	●	●	
	Charcoal Gray (46)	●	●	
	Flagstone (97)	●	●	
	Pacific Blue (27)	●	●	
	Sable Brown (29)	●	●	
	Spruce (16)	●	●	

\* Complete Assembly  
 ≤ Heaviest weight listed – varies by color.

# CedarBoards™ Accessories

# Vinyl Siding Products

## 1-1/4" CORNERPOST – 10' WOODGRAIN With Foam Insert



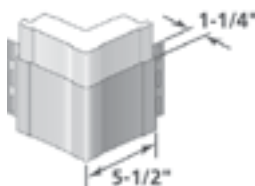
**Product Code: 51412**  
Finish: Woodgrain  
Length: 10'  
Face: 3-1/3"  
Pieces/Ctn.: 10  
Lin. Ft./Ctn.: 100  
Cartons/Pallet: 12  
lbs./Ctn.: ≤ 42

## 1-1/4" INSIDE CORNERPOST



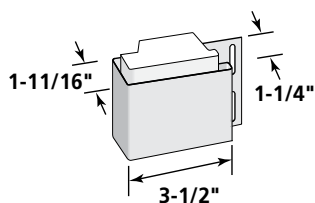
**Product Code: 51446**  
Finish: Matte  
Length: 10'  
Channel: 1-1/4"  
Pieces/Ctn.: 10  
Lin. Ft./Ctn.: 100  
Cartons/Pallet: 15  
lbs./Ctn.: ≤ 31

## 1-1/4" TRADITIONAL SUPERCORNER™ With Foam Insert



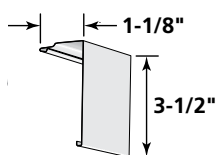
**Product Code: 51447**  
Finish: Matte  
Length: 20'  
Pieces/Ctn.: 6  
Lin. Ft./Ctn.: 120  
Cartons/Pallet: 8  
lbs./Ctn.: ≤ 80

## 3-1/2" LINEAL With Foam Insert



**Product Code: 54707**  
Finish: Matte  
Length: 20'  
Pieces/Ctn.: 10  
Lin. Ft./Ctn.: 200  
Cartons/Pallet: 23  
lbs./Ctn.: ≤ 63

## FINISH BOARD



**Product Code: 55815**  
Finish: Rough Cedar  
Length: 12' 6"  
Pieces/Ctn.: 10  
Lin. Ft./Ctn.: 125  
Cartons/Pallet: 49  
lbs./Ctn.: ≤ 19

For use with Cornice Receiver

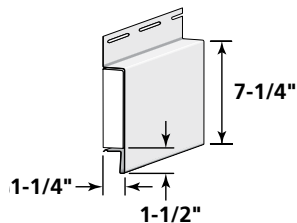
Product Code	51412 1-1/4" Cornerpost -10' Woodgrain w/Foam Insert	51446 1-1/4" Inside Cornerpost	51447 1-1/4" Traditional SuperCorner w/Foam Insert	54707 3-1/2" Lineal w/Foam Insert	55815 Finish Board
Colonial White (01)	●	●	●	●	●
Autumn Red (23)	●	●			
Autumn Yellow (10)	●	●			
Buckskin (41)	●	●			●
Charcoal Gray (46)	●	●			
Cypress (42)	●	●	●	●	●
Desert Tan (07)	●	●	●	●	●
Flagstone (97)	●	●			
Forest (47)	●	●			
Granite Gray (34)	●	●	●	●	●
Hearthstone (19)	●	●			
Heritage Cream (11)	●	●	●	●	●
Herringbone (04)	●	●			
Ivy Green (28)	●	●			
Light Maple (55)	●	●	●	●	●
Mountain Cedar (17)	●	●			
Natural Clay (60)	●	●	●	●	●
Oxford Blue (32)	●	●			●
Pacific Blue (27)	●	●			
Sable Brown (29)	●	●			
Sandpiper (13)	●	●			●
Sandstone Beige (15)	●	●	●	●	●
Savannah Wicker (59)	●	●	●	●	●
Seagrass (30)	●	●			
Snow (31)	●	●	●	●	●
Spruce (16)	●	●			
Sterling Gray (33)	●	●	●	●	●
Suede (14)	●	●			●
Terra Cotta (18)	●	●			
PREMIUM Frontier Blend (51)	●	★			★
PREMIUM Timber Blend (52)	●	★			★

★ Solid Color

# CedarBoards™ Accessories (continued)

## Vinyl Siding Products

### BAND BOARD With Foam Insert



Dimensions shown as installed with Cornice Receiver

**Product Code: 55814**

Finish: Rough Cedar

Length: 16' 8"

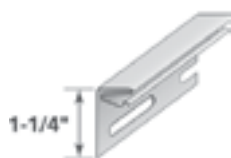
Pieces/Ctn.: 5

Lin. Ft./Ctn.: 82' 5"

Cartons/Pallet: 16

lbs./Ctn.: ≤ 33

### CORNICE RECEIVER



For use with Cornice Molding, Finish Board and Band Board

**Product Code: 55812**

Finish: Matte

Length: 12' 6"

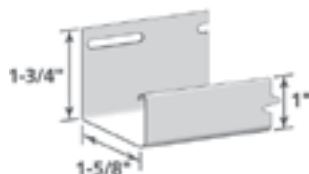
Pieces/Ctn.: 24

Lin. Ft./Ctn.: 300

Cartons/Pallet: 35

lbs./Ctn.: ≤ 28

### 1-1/4" POCKET J-CHANNEL



**Product Code: 50301**

Finish: Matte

Length: 12' 6"

Channel: 1-1/4"

Pieces/Ctn.: 48

Lin. Ft./Ctn.: 600

Cartons/Pallet: 20

lbs./Ctn.: ≤ 79

### STARTER STRIP FOR INSULATED SIDING



**Product Code: 53609**

Finish: Matte

Length: 12' 6"

Width: 3"

Pieces/Ctn.: 24

Lin. Ft./Ctn.: 300

Cartons/Pallet: 35

lbs./Ctn.: ≤ 44

Product Code	55814 Band Board w/Foam Insert	55812 Cornice Receiver	50301 1-1/4" Pocket J-Channel	53609 Starter Strip For Insulated Siding	
No Color		●		●	
Colonial White (01)	●		●		
Autumn Red (23)			●		
Autumn Yellow (10)			●		
Buckskin (41)			●		
Charcoal Gray (46)			●		
Cypress (42)			●		
Desert Tan (07)	●		●		
Flagstone (97)			●		
Forest (47)			●		
Granite Gray (34)			●		
Hearthstone (19)			●		
Heritage Cream (11)	●		●		
Herringbone (04)			●		
Ivy Green (28)			●		
Light Maple (55)	●		●		
Mountain Cedar (17)			●		
Natural Clay (60)	●		●		
Oxford Blue (32)			●		
Pacific Blue (27)			●		
Sable Brown (29)			●		
Sandpiper (13)			●		
Sandstone Beige (15)			●		
Savannah Wicker (59)	●		●		
Seagrass (30)			●		
Snow (31)			●		
Spruce (16)			●		
Sterling Gray (33)	●		●		
Suede (14)			●		
Terra Cotta (18)			●		
PREMIUM					
Frontier Blend (51)			★		
Timber Blend (52)			★		

★ Solid Color

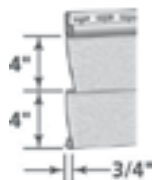
### DOUBLE 4" CLAPBOARD SOLID COLORS



**Product Code: 33110**

Finish: Rough Cedar  
Length: 12' 6"  
Thickness: .046"  
Exposure: 8"  
Projection: 3/4"  
Panels/Ctn.: 24  
Squares/Ctn.: 2  
Cartons/Pallet: 12/16\*  
lbs./Ctn.: ≤ 110

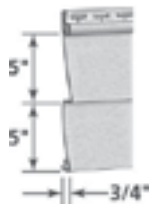
### DOUBLE 4" CLAPBOARD BLEND COLORS



**Product Code: 33101**

Finish: Rough Cedar  
Length: 12' 6"  
Thickness: .046"  
Exposure: 8"  
Projection: 3/4"  
Panels/Ctn.: 24  
Squares/Ctn.: 2  
Cartons/Pallet: 12/16\*\*  
lbs./Ctn.: ≤ 110


### DOUBLE 5" CLAPBOARD SOLID COLORS



**Product Code: 33122**

Finish: Rough Cedar  
Length: 12'  
Thickness: .046"  
Exposure: 10"  
Projection: 3/4"  
Panels/Ctn.: 20  
Squares/Ctn.: 2  
Cartons/Pallet: 8/14\*\*\*  
lbs./Ctn.: ≤ 102


### DOUBLE 5" DUTCHLAP SOLID COLORS



**Product Code: 33125**

Finish: Rough Cedar  
Length: 12'  
Thickness: .046"  
Exposure: 10"  
Projection: 3/4"  
Panels/Ctn.: 20  
Squares/Ctn.: 2  
Cartons/Pallet: 10  
lbs./Ctn.: ≤ 105

### DOUBLE 5" DUTCHLAP BLEND COLORS



**Product Code: 33103**

Finish: Rough Cedar  
Length: 12'  
Thickness: .046"  
Exposure: 10"  
Projection: 3/4"  
Panels/Ctn.: 20  
Squares/Ctn.: 2  
Cartons/Pallet: 10  
lbs./Ctn.: ≤ 105

Product Code	33110 Double 4" Clapboard Solid Colors (Rough Cedar)	33101 Double 4" Clapboard Blend Colors (Rough Cedar)	33122 Double 5" Clapboard Solid Colors (Rough Cedar)	33125 Double 5" Dutchlap Solid Colors (Rough Cedar)	33103 Double 5" Dutchlap Blend Colors (Rough Cedar)
Colonial White (01)	●		●	●	
Autumn Yellow (10)	●				
Bermuda Blue (26)	●				
Desert Tan (07)	●		●	●	
Green Tea (35)	●				
Heritage Cream (11)	●		●	●	
Herringbone (04)	●		●	●	
Light Maple (55)	●		●	●	
Linen (24)	●		●	●	
Sandpiper (13)	●		●	●	
Sandstone Beige (15)	●		●	●	
Savannah Wicker (59)	●		●	●	
Seagrass (30)	●		●	●	
Silver Ash (38)	●		●	●	
Snow (31)	●		●	●	
Sterling Gray (33)	●		●	●	
Buckskin (41)	●		●	●	
Cypress (42)	●		●	●	
Granite Gray (34)	●		●	●	
Natural Clay (60)	●		●	●	
Oxford Blue (32)	●		●	●	
Suede (14)	●		●	●	
Autumn Red (23)	●		●	●	
Canyon Blend (69)		●			●
Charcoal Gray (46)	●		●	●	
Flagstone (97)	●		●	●	
Forest (47)	●		●	●	
Glacier Blend (67)		●			●
Hearthstone (19)	●		●	●	
Ivy Green (28)	●				
Meadow Blend (68)		●			●
Mountain Cedar (17)	●				
Pacific Blue (27)	●		●	●	
Sable Brown (29)	●		●	●	
Spruce (16)	●		●	●	
Terra Cotta (18)	●				
Arbor Blend (57)		●			●
Arctic Blend (50)		●			●
Frontier Blend (51)		●			●
Timber Blend (52)		●			●
Weathered Blend (53)		●			●

★ All colors 16 Cartons/Pallet except Autumn Red, Charcoal Gray, Flagstone, Forest, Hearthstone, Ivy Green, Mountain Cedar, Pacific Blue, Sable Brown, Spruce, Suede and Terra Cotta which are 12 Cartons/Pallet.

★★ Canyon Blend, Glacier Blend and Meadow Blend are 16 Cartons/Pallet. Arbor Blend, Arctic Blend, Frontier Blend, Timber Blend and Weathered Blend are 12 Cartons/Pallet.

★★★ All colors 14 Cartons/Pallet except Autumn Red, Charcoal Gray, Flagstone, Forest, Hearthstone, Pacific Blue, Sable Brown, Spruce and Suede which are 8 Cartons/Pallet.



# Monogram® XL

## Extended Length Siding

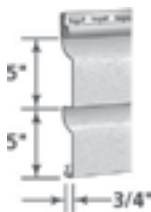
## Vinyl Siding Products

### DOUBLE 4" CLAPBOARD-16' 8"



**Product Code: 33114**  
 Finish: Rough Cedar  
 Length: 16' 8"  
 Thickness: .046"  
 Exposure: 8"  
 Projection: 3/4"  
 Panels/Ctn.: 18  
 Squares/Ctn.: 2  
 Cartons/Pallet: 16  
 lbs./Ctn.: ≤ 112

### DOUBLE 5" DUTCHLAP-16'



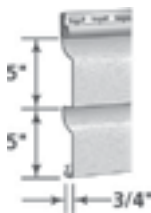
**Product Code: 33126**  
 Finish: Rough Cedar  
 Length: 16'  
 Thickness: .046"  
 Exposure: 10"  
 Projection: 3/4"  
 Panels/Ctn.: 15  
 Squares/Ctn.: 2  
 Cartons/Pallet: 14  
 lbs./Ctn.: ≤ 107

### DOUBLE 4" CLAPBOARD-20'



**Product Code: 33139**  
 Finish: Rough Cedar  
 Length: 20'  
 Thickness: .046"  
 Exposure: 8"  
 Projection: 3/4"  
 Panels/Ctn.: 15  
 Squares/Ctn.: 2  
 Cartons/Pallet: 16  
 lbs./Ctn.: ≤ 114

### DOUBLE 5" DUTCHLAP-20'



**Product Code: 33140**  
 Finish: Rough Cedar  
 Length: 20'  
 Thickness: .046"  
 Exposure: 10"  
 Projection: 3/4"  
 Panels/Ctn.: 12  
 Squares/Ctn.: 2  
 Cartons/Pallet: 17  
 lbs./Ctn.: ≤ 108

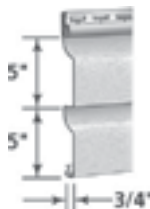
Product Code	33114	33126	33139	33140	33145	33146
	Double 4" Clapboard - 16' 8" (Rough Cedar)	Double 5" Dutchlap - 16' (Rough Cedar)	Double 4" Clapboard - 20' (Rough Cedar)	Double 5" Dutchlap - 20' (Rough Cedar)	Double 4" Clapboard - 25' (Rough Cedar)	Double 5" Dutchlap - 25' (Rough Cedar)
Colonial White (01)	●	●	●	●	●	●
Desert Tan (07)	●	●	●	●	●	●
Heritage Cream (11)	●	●	●	●	●	●
Light Maple (55)	●	●	●	●	●	●
Sandstone Beige (15)	●	●	●	●	●	●
Savannah Wicker (59)	●	●	●	●	●	●
Silver Ash (38)	●	●	●	●	●	●
Sterling Gray (33)	●	●	●	●	●	●
Cypress (42)	●	●	●	●	●	●
Granite Gray (34)	●	●	●	●	●	●
Natural Clay (60)	●	●	●	●	●	●
Oxford Blue (32)	●	●	●	●	●	●
Charcoal Gray (46)	●	●	●	●	●	●
Pacific Blue (27)	●	●	●	●	●	●
Sable Brown (29)	●	●	●	●	●	●
Spruce (16)	●	●	●	●	●	●

### DOUBLE 4" CLAPBOARD - 25'



**Product Code: 33145**  
 Finish: Rough Cedar  
 Length: 25'  
 Thickness: .046"  
 Exposure: 8"  
 Projection: 3/4"  
 Panels/Ctn.: 12  
 Squares/Ctn.: 2  
 Cartons/Pallet: 16  
 lbs./Ctn.: ≤ 116

### DOUBLE 5" DUTCHLAP - 25'



**Product Code: 33146**  
 Finish: Rough Cedar  
 Length: 25'  
 Thickness: .046"  
 Exposure: 10"  
 Projection: 3/4"  
 Panels/Ctn.: 10  
 Squares/Ctn.: 2.08  
 Cartons/Pallet: 17  
 lbs./Ctn.: ≤ 114

Monogram XL 25' lengths are in stock and can be ordered with standard lead times. Minimum order requirement for 25' lengths:

#### Stocking Distributor

- One pallet minimum in full pallet quantities
- Each pallet must be the same profile – can mix colors on same pallet
- Orders above one pallet must be ordered in **even full pallet quantities** (2, 4, 6 or 8 pallets)

#### Non-Stocking Distributor

- Two pallet minimum in full pallet quantities with no surcharge
- Each pallet must be the same profile – can mix colors on same pallet
- Orders above one pallet must be ordered in **even full pallet quantities** (2, 4, 6 or 8 pallets)

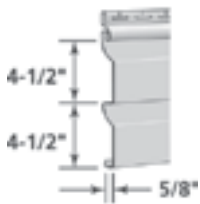
### DOUBLE 4" CLAPBOARD



**Product Code: 36110**

Finish: Select Cedar  
Length: 12' 6"  
Thickness: .044"  
Exposure: 8"  
Projection: 5/8"  
Panels/Ctn.: 24  
Squares/Ctn.: 2  
Cartons/Pallet: 16  
lbs./Ctn.: ≤106

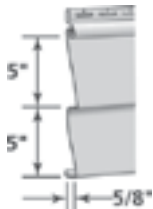
### DOUBLE 4-1/2" DUTCHLAP



**Product Code: 36119**

Finish: Select Cedar  
Length: 12' 1"  
Thickness: .044"  
Exposure: 9"  
Projection: 5/8"  
Panels/Ctn.: 22  
Squares/Ctn.: 2  
Cartons/Pallet: 16  
lbs./Ctn.: ≤102

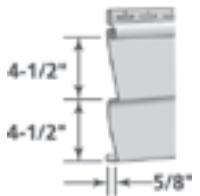
### DOUBLE 5" CLAPBOARD



**Product Code: 36122**

Finish: Select Cedar  
Length: 12'  
Thickness: .044"  
Exposure: 10"  
Projection: 5/8"  
Panels/Ctn.: 20  
Squares/Ctn.: 2  
Cartons/Pallet: 17  
lbs./Ctn.: ≤99

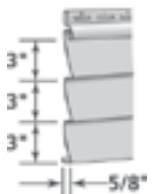
### DOUBLE 4-1/2" CLAPBOARD



**Product Code: 36118**

Finish: Smooth  
Length: 12' 1"  
Thickness: .044"  
Exposure: 9"  
Projection: 5/8"  
Panels/Ctn.: 22  
Squares/Ctn.: 2  
Cartons/Pallet: 14  
lbs./Ctn.: ≤106

### TRIPLE 3" CLAPBOARD



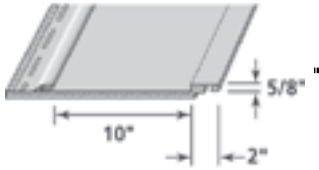
**Product Code: 36132**

Finish: Smooth  
Length: 12' 1"  
Thickness: .044"  
Exposure: 9"  
Projection: 5/8"  
Panels/Ctn.: 22  
Squares/Ctn.: 2  
Cartons/Pallet: 14  
lbs./Ctn.: ≤111

Product Code	36110 Double 4" Clapboard (Select Cedar)	36119 Double 4-1/2" Dutchlap (Select Cedar)	36122 Double 5" Clapboard (Select Cedar)	36118 Double 4-1/2" Clapboard (Smooth)	36132 Triple 3" Clapboard (Smooth)
Colonial White (01)	●	●	●	●	●
Autumn Yellow (10)	●	●	●		
Desert Tan (07)	●	●	●	●	●
Heritage Cream (11)	●	●	●	●	●
Herringbone (04)	●	●	●	●	●
Light Maple (55)	●	●	●	●	●
Linen (24)	●	●	●		
Sandstone Beige (15)	●	●	●	●	●
Savannah Wicker (59)	●	●	●	●	●
Seagrass (30)	●	●	●		
Snow (31)	●	●	●	●	●
Sterling Gray (33)	●	●	●	●	●
Buckskin (41)	●	●			
Cypress (42)	●	●	●	●	●
Granite Gray (34)	●	●	●	●	●
Natural Clay (60)	●	●	●	●	●
Oxford Blue (32)	●	●	●	●	●
Suede (14)	●	●			
Autumn Red (23)	●	●			
Charcoal Gray (46)	●	●			
Flagstone (97)	●				
Forest (47)	●	●			
Hearthstone (19)	●				
Mountain Cedar (17)	●				
Pacific Blue (27)	●				
Sable Brown (29)	●				
Spruce (16)	●				
Terra Cotta (18)	●				

## Board & Batten

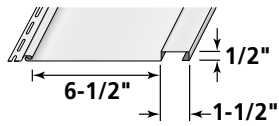
### SINGLE 12" VERTICAL BOARD & BATTEN – 10' INSULATED



#### Product Code: 58153

Finish: Rough Cedar  
Length: 10'  
Thickness: .052"  
Exposure: 12"  
Projection: 1-1/4" \*  
Panels/Ctn.: 10  
Squares/Ctn.: 1  
Cartons/Pallet: 9  
lbs./Ctn.: ≤ 59

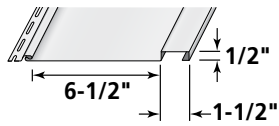
### SINGLE 8" VERTICAL BOARD & BATTEN – 12' 6"



#### Product Code: 34137

Finish: Rough Cedar  
Length: 12' 6"  
Thickness: .048"  
Exposure: 8"  
Projection: 1/2"  
Panels/Ctn.: 12  
Squares/Ctn.: 1  
Cartons/Pallet: 28  
lbs./Ctn.: ≤ 57

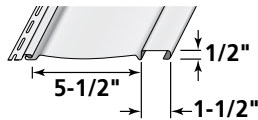
### SINGLE 8" VERTICAL BOARD & BATTEN – 10'



#### Product Code: 34138

Finish: Rough Cedar  
Length: 10'  
Thickness: .048"  
Exposure: 8"  
Projection: 1/2"  
Panels/Ctn.: 15  
Squares/Ctn.: 1  
Cartons/Pallet: 24  
lbs./Ctn.: ≤ 55

### SINGLE 7" VERTICAL BOARD & BATTEN – 10'



#### Product Code: 34136

Finish: Rough Cedar  
Length: 10'  
Thickness: .052"  
Exposure: 7"  
Projection: 1/2"  
Panels/Ctn.: 34  
Squares/Ctn.: 2  
Cartons/Pallet: 12  
lbs./Ctn.: ≤ 112

## Vinyl Siding Products

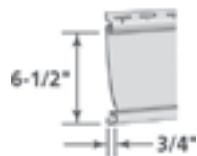
Product Code	58153 Single 12" Vertical Board & Batten - 10' (Rough Cedar) Insulated	34137 Single 8" Vertical Board & Batten - 12' 6" (Rough Cedar)	34138 Single 8" Vertical Board & Batten - 10' (Rough Cedar)	34136 Single 7" Vertical Board & Batten - 10' (Rough Cedar)	
Colonial White (01)	●	●	●	●	
Desert Tan (07)	●	●	●	●	
Heritage Cream (11)	●	●	●	●	
Herringbone (04)		●	●	●	
Light Maple (55)	●	●	●	●	
Sandstone Beige (15)	●	●	●	●	
Savannah Wicker (59)	●	●	●	●	
Snow (31)	●	●	●	●	
Sterling Gray (33)	●	●	●	●	
Cypress (42)	●	●	●	●	
Granite Gray (34)	●	●	●	●	
Natural Clay (60)	●	●	●	●	
Oxford Blue (32)	●				
Autumn Red (23)	●			●	
Charcoal Gray (46)				●	
Flagstone (97)				●	
Forest (47)				●	
Hearthstone (19)				●	
Mountain Cedar (17)				●	
Pacific Blue (27)				●	
Sable Brown (29)				●	
Spruce (16)				●	
Terra Cotta (18)				●	

\*Complete assembly

≤ Heaviest weight listed – varies by color.

### SINGLE 6-1/2" BEADED

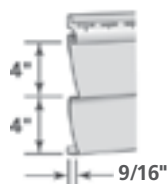
**Product Code: 38102**  
 Finish: Brushed  
 Length: 12' 4"  
 Thickness: .044"  
 Exposure: 6-1/2"  
 Projection: 3/4"  
 Panels/Ctn.: 30  
 Squares/Ctn.: 2  
 Cartons/Pallet: 12  
 lbs./Ctn.: ≤ 111



Product Code		38102 Single 6-1/2" Beaded (Brushed)	
Colonial White (01)		●	
COLOR	Desert Tan (07)	●	
	Heritage Cream (11)	●	
	Herringbone (04)	●	
	Light Maple (55)	●	
	Sandstone Beige (15)	●	
	Savannah Wicker (59)	●	
	Silver Ash (38)	●	
	Snow (31)	●	
	Sterling Gray (33)	●	
DARK	Cypress (42)	●	
	Granite Gray (34)	●	
	Natural Clay (60)	●	
	Oxford Blue (32)	●	



### DOUBLE 4" CLAPBOARD



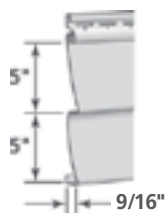
**Product Code: 39110**  
 Finish: Woodgrain  
 Length: 12' 6"  
 Thickness: .042"  
 Exposure: 8"  
 Projection: 9/16"  
 Panels/Ctn.: 24  
 Squares/Ctn.: 2  
 Cartons/Pallet: 16  
 lbs./Ctn.: ≤ 99

### TRIPLE 3" CLAPBOARD



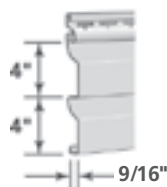
**Product Code: 39131**  
 Finish: Brushed  
 Length: 12' 1"  
 Thickness: .042"  
 Exposure: 9"  
 Projection: 9/16"  
 Panels/Ctn.: 22  
 Squares/Ctn.: 2  
 Cartons/Pallet: 14  
 lbs./Ctn.: ≤ 100

### DOUBLE 5" CLAPBOARD



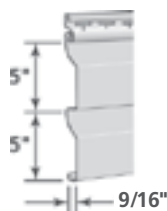
**Product Code: 39122**  
 Finish: Woodgrain  
 Length: 12'  
 Thickness: .042"  
 Exposure: 10"  
 Projection: 9/16"  
 Panels/Ctn.: 20  
 Squares/Ctn.: 2  
 Cartons/Pallet: 17  
 lbs./Ctn.: ≤ 93

### DOUBLE 4" DUTCHLAP



**Product Code: 39113**  
 Finish: Woodgrain  
 Length: 12' 6"  
 Thickness: .042"  
 Exposure: 8"  
 Projection: 9/16"  
 Panels/Ctn.: 24  
 Squares/Ctn.: 2  
 Cartons/Pallet: 16  
 lbs./Ctn.: ≤ 101

### DOUBLE 5" DUTCHLAP



**Product Code: 39125**  
 Finish: Woodgrain  
 Length: 12'  
 Thickness: .042"  
 Exposure: 10"  
 Projection: 9/16"  
 Panels/Ctn.: 20  
 Squares/Ctn.: 2  
 Cartons/Pallet: 14  
 lbs./Ctn.: ≤ 93

Product Code	39110 Double 4" Clapboard (Woodgrain)	39131 Triple 3" Clapboard (Brushed)	39122 Double 5" Clapboard (Woodgrain)	39113 Double 4" Dutchlap (Woodgrain)	39125 Double 5" Dutchlap (Woodgrain)
Colonial White (01)	●	●	●	●	●
Autumn Yellow (10)	●		●	●	●
Desert Tan (07)	●	●	●	●	●
Heritage Cream (11)	●	●	●	●	●
Light Maple (55)	●	●	●	●	●
Sandpiper (13)	●		●	●	●
Sandstone Beige (15)	●	●	●	●	●
Savannah Wicker (59)	●	●	●	●	●
Seagrass (30)	●		●	●	●
Silver Ash (38)	●	●	●	●	●
Snow (31)	●	●	●	●	●
Sterling Gray (33)	●	●	●	●	●
Buckskin (41)	●		●	●	●
Cypress (42)	●		●	●	●
Granite Gray (34)	●		●	●	●
Natural Clay (60)	●	●	●	●	●
Oxford Blue (32)	●	●	●	●	●
Suede (14)	●		●	●	●
Autumn Red (23)	●		●	●	●
Charcoal Gray (46)	●		●	●	●
Flagstone (97)	●		●	●	●
Forest (47)	●		●	●	●
Hearthstone (19)	●		●	●	●
Spruce (16)	●		●	●	●

### SINGLE 6-1/2" BEADED

**Product Code: 39102**

Finish: Brushed

Length: 12' 4"

Thickness: .042"

Exposure: 6-1/2"

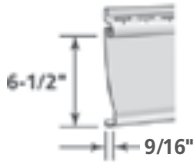
Projection: 9/16"

Panels/Ctn.: 30

Squares/Ctn.: 2

Cartons/Pallet: 15

lbs./Ctn.: ≤ 71



### SINGLE 8" CLAPBOARD

**Product Code: 39104**

Finish: Woodgrain

Length: 12' 6"

Thickness: .042"

Exposure: 8"

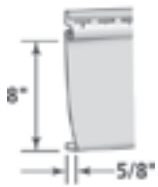
Projection: 5/8"

Panels/Ctn.: 24

Squares/Ctn.: 2

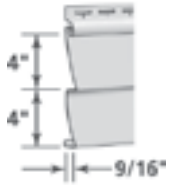
Cartons/Pallet: 16

lbs./Ctn.: ≤ 96



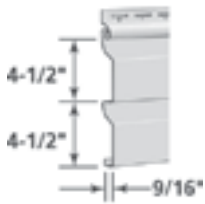
Product Code		39102 Single 6-1/2" Beaded (Brushed)	39104 Single 8" Clapboard (Woodgrain)	
Colonial White (01)		●	●	
COLOR	Desert Tan (07)	●		
	Heritage Cream (11)	●		
	Light Maple (55)	●		
	Sandstone Beige (15)	●		
	Savannah Wicker (59)	●		
	Silver Ash (38)	●		
DARK	Snow (31)	●		
	Sterling Gray (33)	●		
	Cypress (42)	●		
	Granite Gray (34)	●		
	Natural Clay (60)	●		
	Oxford Blue (32)	●		

### DOUBLE 4" CLAPBOARD



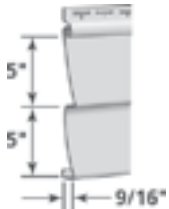
**Product Code: 40110**  
 Finish: Woodgrain  
 Length: 12' 6"  
 Thickness: .042"  
 Exposure: 8"  
 Projection: 9/16"  
 Panels/Ctn.: 24  
 Squares/Ctn.: 2  
 Cartons/Pallet: 16  
 lbs./Ctn.: ≤ 100

### DOUBLE 4-1/2" DUTCHLAP



**Product Code: 40119**  
 Finish: Woodgrain  
 Length: 12' 1"  
 Thickness: .042"  
 Exposure: 9"  
 Projection: 9/16"  
 Panels/Ctn.: 22  
 Squares/Ctn.: 2  
 Cartons/Pallet: 16  
 lbs./Ctn.: ≤ 97

### DOUBLE 5" CLAPBOARD



**Product Code: 40122**  
 Finish: Woodgrain  
 Length: 12'  
 Thickness: .042"  
 Exposure: 10"  
 Projection: 9/16"  
 Panels/Ctn.: 20  
 Squares/Ctn.: 2  
 Cartons/Pallet: 20  
 lbs./Ctn.: ≤ 93

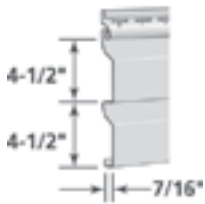
Product Code		40110 Double 4" Clapboard (Woodgrain)	40119 Double 4-1/2" Dutchlap (Woodgrain)	40122 Double 5" Clapboard (Woodgrain)	
Colonial White (01)		●	●	●	
COLOR	Autumn Yellow (10)	●	●	●	
	Desert Tan (07)	●	●	●	
	Heritage Cream (11)	●	●	●	
	Herringbone (04)	●	●	●	
	Light Maple (55)	●	●	●	
	Savannah Wicker (59)	●	●	●	
	Seagrass (30)	●	●	●	
	Snow (31)	●	●	●	
DARK	Sterling Gray (33)	●	●	●	
	Warm Sand (09)	●	●	●	
	Buckskin (41)	●	●	●	
	Cypress (42)	●	●	●	
	Granite Gray (34)	●	●	●	
DELUXE	Natural Clay (60)	●	●	●	
	Oxford Blue (32)	●	●	●	
	Autumn Red (23)	●	●	●	
	Charcoal Gray (46)	●	●	●	
	Flagstone (97)	●	●	●	
	Forest (47)	●	●	●	
	Hearthstone (19)	●	●	●	
	Spruce (16)	●	●	●	

### DOUBLE 4" CLAPBOARD



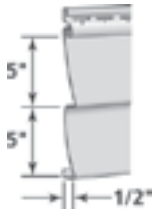
**Product Code: 43110**  
 Finish: Woodgrain  
 Length: 12' 6"  
 Thickness: .040"  
 Exposure: 8"  
 Projection: 1/2"  
 Panels/Ctn.: 24  
 Squares/Ctn.: 2  
 Cartons/Pallet: 16  
 lbs./Ctn.: ≤ 88

### DOUBLE 4-1/2" DUTCHLAP




**Product Code: 43119**  
 Finish: Woodgrain  
 Length: 12' 1"  
 Thickness: .040"  
 Exposure: 9"†  
 Projection: 7/16"  
 Panels/Ctn.: 22  
 Squares/Ctn.: 2  
 Cartons/Pallet: 16  
 lbs./Ctn.: ≤ 86

### DOUBLE 5" CLAPBOARD



**Product Code: 43122**  
 Finish: Woodgrain  
 Length: 12'  
 Thickness: .040"  
 Exposure: 10"  
 Projection: 1/2"  
 Panels/Ctn.: 20  
 Squares/Ctn.: 2  
 Cartons/Pallet: 17  
 lbs./Ctn.: ≤ 84

### TRIPLE 3" CLAPBOARD



**Product Code: 43130**  
 Finish: Woodgrain  
 Length: 12' 1"  
 Thickness: .040"  
 Exposure: 9"  
 Projection: 7/16"  
 Panels/Ctn.: 22  
 Squares/Ctn.: 2  
 Cartons/Pallet: 19  
 lbs./Ctn.: ≤ 88

Product Code	43110 Double 4" Clapboard (Woodgrain)	43119 Double 4-1/2" Dutchlap (Woodgrain)	43122 Double 5" Clapboard (Woodgrain)	43130 Triple 3" Clapboard (Woodgrain)	
Colonial White (01)	●	●	●	●	
Desert Tan (07)	●	●	●	●	
Heritage Cream (11)	●	●	●	●	
Herringbone (04)	●	●	●	●	
Light Maple (55)	●	●	●	●	
Sandstone Beige (15)	●	●	●	●	
Savannah Wicker (59)	●	●	●	●	
Seagrass (30)	●	●	●		
Snow (31)	●	●	●	●	
Sterling Gray (33)	●	●	●	●	
Warm Sand (09)	●	●	●	●	
Buckskin (41)	●	●	●		
Castle Stone (37)	●	●	●		
Cypress (42)	●	●	●		
Natural Clay (60)	●	●	●	●	
Oxford Blue (32)	●	●	●	●	

† Dimensions shown are nominal.

≤ Heaviest weight listed – varies by color.

## Triple 3-1/3" Soffit

### TRIPLE 3-1/3" INVISIVENT® SOFFIT (Soffit Use Only)

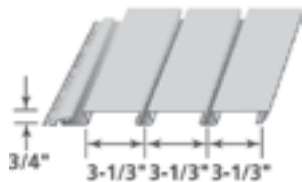


Ventilation (NFA/Sq. Ft.: 10")

**Product Code: 46228**

Finish: Matte  
Length: 12'  
Thickness: .044"  
Exposure: 10"  
Projection: 3/4"  
Panels/Ctn.: 10  
Squares/Ctn.: 1  
Cartons/Pallet: 20  
lbs./Ctn.: ≤ 62

### TRIPLE 3-1/3" SOLID SOFFIT & VERTICAL SIDING



**Product Code: 46229**

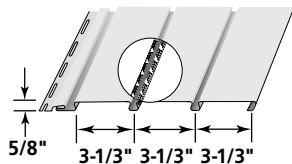
Finish: Matte  
Length: 12'  
Thickness: .044"  
Exposure: 10"  
Projection: 3/4"  
Panels/Ctn.: 10  
Squares/Ctn.: 1  
Cartons/Pallet: 20  
lbs./Ctn.: ≤ 65

## Vinyl Carpentry® Soffit & Vertical Siding

Product Code	46228 Triple 3-1/3" InvisiVent® Soffit (Soffit Use Only) (Matte)	46229 Triple 3-1/3" Solid Soffit & Vertical Siding (Matte)	46230 Perimeter™ Hidden Vent Soffit (Soffit Use Only) (Matte)	46231 Perimeter™ Solid Soffit & Vertical Siding (Matte)	
Colonial White (01)	●	●	●	●	
Desert Tan (07)	●	●	●	●	
Heritage Cream (11)	●	●	●	●	
Herringbone (04)	●	●	●	●	
Light Maple (55)	●	●	●	●	
Sandstone Beige (15)	●	●	●	●	
Savannah Wicker (59)	●	●	●	●	
Seagrass (30)	●	●	●	●	
Snow (31)	●	●	●	●	
Sterling Gray (33)	●	●	●	●	
Charcoal Gray (46)			●	●	
Cypress (42)	●	●	●	●	
Granite Gray (34)	●	●	●	●	
Natural Clay (60)	●	●	●	●	

## Perimeter™ Triple 3-1/3" Soffit

### PERIMETER TRIPLE 3-1/3" HIDDEN VENT SOFFIT (Soffit Use Only)

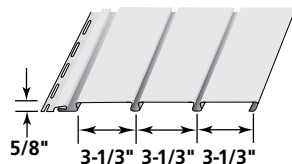


Ventilation (NFA/Sq. Ft.: 9.65")

**Product Code: 46230**

Finish: Matte  
Length: 12'  
Thickness: .040"  
Exposure: 10"  
Projection: 5/8"  
Panels/Ctn.: 20  
Squares/Ctn.: 2  
Cartons/Pallet: 14  
lbs./Ctn.: ≤ 102

### PERIMETER TRIPLE 3-1/3" SOLID VERTICAL SIDING & SOFFIT



**Product Code: 46231**

Finish: Matte  
Length: 12'  
Thickness: .040"  
Exposure: 10"  
Projection: 5/8"  
Panels/Ctn.: 20  
Squares/Ctn.: 2  
Cartons/Pallet: 14  
lbs./Ctn.: ≤ 98

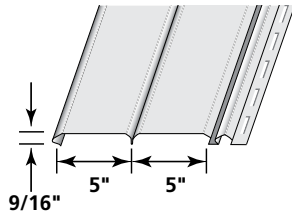
Note: All vented soffits are soffit use only.

≤ Heaviest weight listed – varies by color.



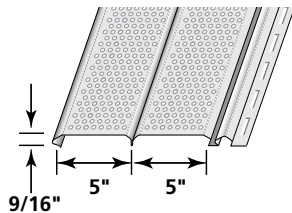
## Chamfer Board™ Vertical Siding & Soffit

### DOUBLE 5" SOLID VERTICAL SIDING & SOFFIT



**Product Code: 32100**  
 Finish: Brushed  
 Length: 12'  
 Thickness: .044"  
 Exposure: 10"  
 Projection: 9/16"  
 Panels/Ctn.: 20  
 Squares/Ctn.: 2  
 Cartons/Pallet: 14  
 lbs./Ctn.: ≤ 77

### DOUBLE 5" FULLY VENTED SOFFIT (Soffit Use Only)

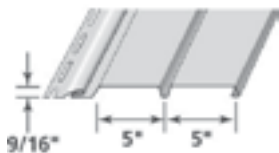


**Product Code: 32101**  
 Finish: Brushed  
 Length: 12'  
 Thickness: .044"  
 Exposure: 10"  
 Projection: 9/16"  
 Panels/Ctn.: 20  
 Squares/Ctn.: 2  
 Cartons/Pallet: 14  
 lbs./Ctn.: ≤ 75

Ventilation (NFA/Sq. Ft.: 6.4")


## Ironmax™ Soffit

### DOUBLE 5" SOLID SOFFIT & VERTICAL SIDING



**Product Code: 47201**  
 Finish: Woodgrain  
 Length: 12'  
 Thickness: .046"  
 Exposure: 10"  
 Projection: 9/16"  
 Panels/Ctn.: 20  
 Squares/Ctn.: 2  
 Cartons/Pallet: 14  
 lbs./Ctn.: ≤ 104

### DOUBLE 5" FULLY VENTED SOFFIT (Soffit Use Only)



**Product Code: 47205**  
 Finish: Woodgrain  
 Length: 12'  
 Thickness: .046"  
 Exposure: 10"  
 Projection: 9/16"  
 Panels/Ctn.: 20  
 Squares/Ctn.: 2  
 Cartons/Pallet: 14  
 lbs./Ctn.: ≤ 101

Ventilation (NFA/Sq. Ft.: 6.4")

## Vinyl Carpentry® Soffit & Vertical Siding

Product Code	32100 Double 5" Solid Vertical Siding & Soffit (Brushed)	32101 Double 5" Fully Vented Soffit (Soffit Use Only) (Brushed)	47201 Double 5" Solid Soffit & Vertical Siding (Woodgrain)	47205 Double 5" Fully Vented Soffit (Soffit Use Only) (Woodgrain)	
Colonial White (01)	●	●	●	●	
Desert Tan (07)			●	●	
Heritage Cream (11)	●	●	●	●	
Herringbone (04)			●	●	
Light Maple (55)	●	●	●	●	
Linen (24)			●	●	
Sandstone Beige (15)			●	●	
Savannah Wicker (59)	●	●	●	●	
Seagrass (30)			●	●	
Silver Ash (38)			●	●	
Snow (31)			●	●	
Sterling Gray (33)	●	●	●	●	
Warm Sand (09)			●	●	
Autumn Red (23)			+	●	
Buckskin (41)			●	●	
Charcoal Gray (46)			+	●	
Cypress (42)	●	●	●	●	
Forest (47)			+	●	
Granite Gray (34)	●	●	●	●	
Ivy Green (28)			+	●	
Natural Clay (60)	●	●	●	●	
Oxford Blue (32)			●	●	
Pacific Blue (27)			+	●	
Sable Brown (29)			+	●	
Canyon Blend (69)			●	●	
Glacier Blend (67)			●	●	
Meadow Blend (68)			●	●	
Arbor Blend (57)			●	●	
Arctic Blend (50)			●	●	
Frontier Blend (51)			●	●	
Timber Blend (52)			●	●	
Weathered Blend (53)			●	●	

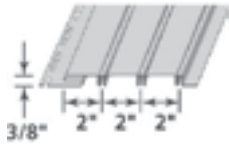
+ Soffit Use Only

Note: All vented soffits are soffit use only.

≤ Heaviest weight listed – varies by color.

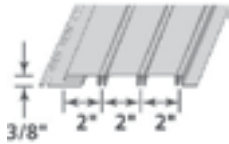
## Beaded Soffit

### TRIPLE 2" SOLID SOFFIT & VERTICAL SIDING



**Product Code: 46209**  
 Finish: Smooth  
 Length: 12' 6"  
 Thickness: .039"  
 Exposure: 6"  
 Projection: 3/8"  
 Panels/Ctn.: 16  
 Squares/Ctn.: 1  
 Cartons/Pallet: 20  
 lbs./Ctn.: ≤ 65

### TRIPLE 2" VENTED SOFFIT (Soffit Use Only)



**Product Code: 46211**  
 Finish: Smooth  
 Length: 12' 6"  
 Thickness: .039"  
 Exposure: 6"  
 Projection: 3/8"  
 Panels/Ctn.: 16  
 Squares/Ctn.: 1  
 Cartons/Pallet: 20  
 lbs./Ctn.: ≤ 64

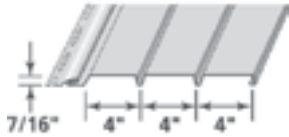
Invisibly-Vented (NFA/Sq. Ft.: 1.6")

## Vinyl Carpentry® Soffit & Vertical Siding

Product Code		46209 Triple 2" Solid Soffit & Vertical Siding (Smooth)	46211 Triple 2" Vented Soffit (Soffit Use Only) (Smooth)	
Colonial White (01)		●	●	
COLOR	Desert Tan (07)	●	●	
	Heritage Cream (11)	●	●	
	Sandstone Beige (15)	●	●	
	Savannah Wicker (59)	●	●	
	Snow (31)	●	●	
DRK	Sterling Gray (33)	●	●	
	Natural Clay (60)	●	●	

# Universal Soffit

## TRIPLE 4" SOLID SOFFIT & VERTICAL SIDING



**Product Code: 48216**

Finish: Matte

Length: 12'

Thickness: .040"

Exposure: 12" †

Projection: 7/16"

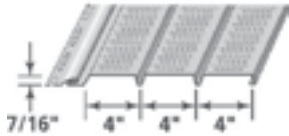
Panels/Ctn.: 16

Square Ft./Ctn.: 192

Cartons/Pallet: 18

lbs./Ctn.: ≤ 82

## TRIPLE 4" FULLY VENTED SOFFIT (Soffit Use Only)



**Product Code: 48224**

Finish: Matte

Length: 12'

Thickness: .040"

Exposure: 12" †

Projection: 7/16"

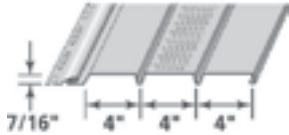
Panels/Ctn.: 16

Square Ft./Ctn.: 192

Cartons/Pallet: 18

lbs./Ctn.: ≤ 80

## TRIPLE 4" CENTER VENTED SOFFIT (Soffit Use Only)



**Product Code: 48220**

Finish: Matte

Length: 12'

Thickness: .040"

Exposure: 12" †

Projection: 7/16"

Panels/Ctn.: 16

Square Ft./Ctn.: 192

Cartons/Pallet: 18

lbs./Ctn.: ≤ 81

Ventilation (NFA/Sq. Ft.: 2")

## Vinyl Carpentry® Soffit & Vertical Siding

Product Code		48216 Triple 4" Solid Soffit & Vertical Siding (Matte)	48224 Triple 4" Fully Vented Soffit (Soffit Use Only) (Matte)	48220 Triple 4" Center Vented Soffit (Soffit Use Only) (Matte)	
COLOR	Colonial White (01)	●	●	●	
	Autumn Yellow (10)	●	●		
	Bermuda Blue (26)	●	●		
	Desert Tan (07)	●	●		
	Green Tea (35)	●	●		
	Heritage Cream (11)	●	●		
	Herringbone (04)	●	●		
	Light Maple (55)	●	●		
	Linen (24)	●	●		
	Sandpiper (13)	●	●		
	Sandstone Beige (15)	●	●		
	Savannah Wicker (59)	●	●		
	Seagrass (30)	●	●		
	Silver Ash (38)	●	●		
	Snow (31)	●	●	●	
DARK	Sterling Gray (33)	●	●		
	Warm Sand (09)	●	●		
	Autumn Red (23)	●	●		
	Buckskin (41)	●	●		
	Castle Stone (37)	●	●		
	Charcoal Gray (46)	●	●		
	Cypress (42)	●	●		
	Flagstone (97)	●	●		
	Forest (47)	●	●		
	Granite Gray (34)	●	●		
	Hearthstone (19)	●	●		
	Ivy Green (28)	●	●		
	Mountain Cedar (17)	●	●		
	Natural Clay (60)	●	●		
	Oxford Blue (32)	●	●		
PRM	Pacific Blue (27)	●	●		
	Sable Brown (29)	●	●		
	Spruce (16)	●	●		
	Suede (14)	●	●		
	Terra Cotta (18)	●	●		
	Musket Brown (49)	+	+		

+ Soffit Use Only

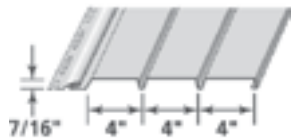
† Dimensions shown are nominal.

Note: All vented soffits are soffit use only.

≤ Heaviest weight listed – varies by color.


## Value Soffit

### TRIPLE 4" SOLID SOFFIT (Soffit Use Only)



**Product Code: 49216**  
 Finish: Matte  
 Length: 12'  
 Thickness: .036"  
 Exposure: 12"†  
 Projection: 7/16"  
 Panels/Ctn.: 16  
 Square Ft./Ctn.: 192  
 Cartons/Pallet: 18  
 lbs./Ctn.: ≤ 74

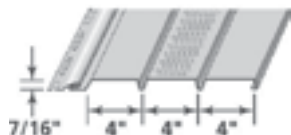
### TRIPLE 4" FULLY VENTED SOFFIT (Soffit Use Only)



**Product Code: 49224**  
 Finish: Matte  
 Length: 12'  
 Thickness: .036"  
 Exposure: 12"†  
 Projection: 7/16"  
 Panels/Ctn.: 16  
 Square Ft./Ctn.: 192  
 Cartons/Pallet: 18  
 lbs./Ctn.: ≤ 72

Ventilation (NFA/Sq. Ft.: 5.9")

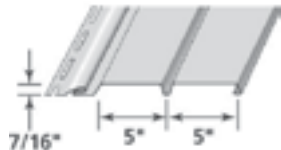
### TRIPLE 4" CENTER VENTED SOFFIT (Soffit Use Only)



**Product Code: 49220**  
 Finish: Matte  
 Length: 12'  
 Thickness: .036"  
 Exposure: 12"†  
 Projection: 7/16"  
 Panels/Ctn.: 16  
 Square Ft./Ctn.: 192  
 Cartons/Pallet: 18  
 lbs./Ctn.: ≤ 73

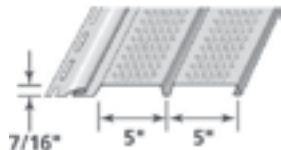
Ventilation (NFA/Sq. Ft.: 2")

### DOUBLE 5" SOLID SOFFIT (Soffit Use Only)



**Product Code: 49204**  
 Finish: Matte  
 Length: 12'  
 Thickness: .036"  
 Exposure: 10"  
 Projection: 7/16"  
 Panels/Ctn.: 20  
 Squares/Ctn.: 2  
 Cartons/Pallet: 17  
 lbs./Ctn.: ≤ 86

### DOUBLE 5" FULLY VENTED SOFFIT (Soffit Use Only)



**Product Code: 49208**  
 Finish: Matte  
 Length: 12'  
 Thickness: .036"  
 Exposure: 10"  
 Projection: 7/16"  
 Panels/Ctn.: 20  
 Squares/Ctn.: 2  
 Cartons/Pallet: 17  
 lbs./Ctn.: ≤ 83

Ventilation (NFA/Sq. Ft.: 6.4")

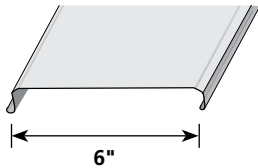
## Vinyl Carpentry® Soffit & Vertical Siding

Product Code	49216 Triple 4" Solid Soffit (Matte)	49224 Triple 4" Fully Vented Soffit (Matte)	49220 Triple 4" Center Vented Soffit (Matte)	49204 Double 5" Solid Soffit (Matte)	49208 Double 5" Fully Vented Soffit (Matte)
Colonial White (01)	●	●	●	●	●
Desert Tan (07)	●	●		●	●
Heritage Cream (11)	●	●			
Herringbone (04)	●	●			
Light Maple (55)	●	●			
Savannah Wicker (59)	●	●		●	●
Snow (31)	●	●	●		
Sterling Gray (33)	●	●		●	●
Natural Clay (60)	●	●		●	●

† Dimensions shown are nominal.

≤ Heaviest weight listed – varies by color.

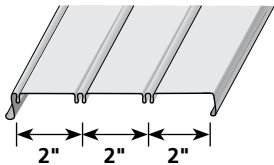
### UNDERSHIELD CHAMFER PANEL



**Product Code: 41102**  
 Finish: Matte  
 Length: 16'  
 Face: 6"  
 Pieces/Ctn.: 16  
 Lin. Ft. /Ctn.: 256  
 Cartons/Pallet: 16  
 lbs./Ctn.: ≤69

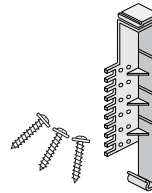
Product Code	41102 Chamfer Panel	41313 Triple 2" Beaded	56906 Fascia	57990 Grid Bar	57991 Clip Kit	57993 Grid Screw Kit
No Color				•	•	•
COLOR						
Colonial White (01)	•	•	•			
Savannah Wicker (59)	•	•	•			
Sterling Gray (33)	•	•	•			

### UNDERSHIELD TRIPLE 2" BEADED



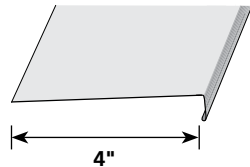
**Product Code: 41313**  
 Finish: Matte  
 Length: 16'  
 Face: 6"  
 Pieces/Ctn.: 16  
 Lin. Ft. /Ctn.: 256  
 Cartons/Pallet: 16  
 lbs./Ctn.: ≤79

### UNDERSHIELD CLIP KIT (Kit Includes 50 Clips with 100 #8 x 3/4" Screws)



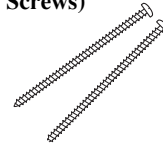
**Product Code: 57991**  
 Pieces/Ctn.: 6  
 lbs./Ctn.: ≤23

### UNDERSHIELD FASCIA



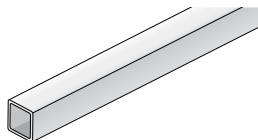
**Product Code: 56906**  
 Finish: Matte  
 Length: 16'  
 Face: 4"  
 Pieces/Ctn.: 16  
 Lin. Ft. /Ctn.: 256  
 Cartons/Pallet: 48  
 lbs./Ctn.: ≤82

### UNDERSHIELD GRID SCREW KIT (Kit Includes 100 #8 x 2-1/2" Screws)



**Product Code: 57993**  
 Pieces/Ctn.: 20  
 lbs./Ctn.: ≤23

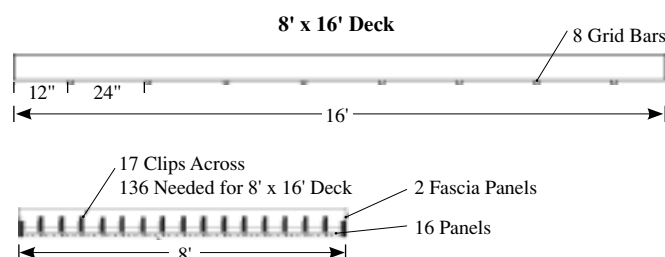
### UNDERSHIELD GRID BAR



**Product Code: 57990**  
 Length: 97-1/2"  
 Face: 1-1/2"  
 Pieces/Ctn.: 18  
 Lin. Ft. /Ctn.: 146  
 Cartons/Pallet: 24  
 lbs./Ctn.: ≤64

### Parts Needed for 8' x 16' Deck

Grid Bars: 8  
 Clips: 136  
 Panels: 16  
 Fascia: 2  
 2-1/2" Screws: 56

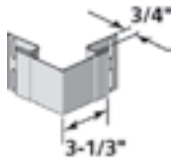


# Corner Systems

Standard Face Dimension

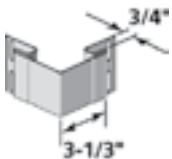
## Vinyl Carpentry® Accessories

### 3/4" CORNERPOST - 10' WOODGRAIN



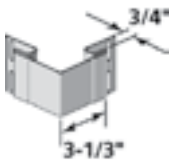
**Product Code: 51401**  
 Finish: Woodgrain  
 Length: 10'  
 Face: 3-1/3"  
 Pieces/Ctn.: 10  
 Lin. Ft./Ctn.: 100  
 Cartons/Pallet: 15  
 lbs./Ctn.: ≤ 39

### 3/4" CORNERPOST - 10' MATTE



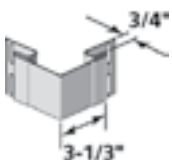
**Product Code: 51404**  
 Finish: Matte  
 Length: 10'  
 Face: 3-1/3"  
 Pieces/Ctn.: 10  
 Lin. Ft./Ctn.: 100  
 Cartons/Pallet: 15  
 lbs./Ctn.: ≤ 41

### 3/4" CORNERPOST - 12' WOODGRAIN



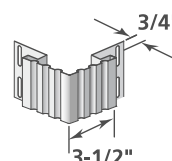
**Product Code: 51402**  
 Finish: Woodgrain  
 Length: 12'  
 Face: 3-1/3"  
 Pieces/Ctn.: 10  
 Lin. Ft./Ctn.: 120  
 Cartons/Pallet: 15  
 lbs./Ctn.: ≤ 46

### 3/4" CORNERPOST - 20' WOODGRAIN



**Product Code: 51458**  
 Finish: Woodgrain  
 Length: 20'  
 Face: 3-1/3"  
 Pieces/Ctn.: 6  
 Lin. Ft./Ctn.: 120  
 Cartons/Pallet: 24  
 lbs./Ctn.: ≤ 50

### 3/4" FLUTED CORNERPOST (3-1/2" Face)



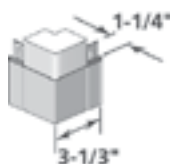
**Product Code: 51423**  
 Finish: Matte  
 Length: 10'  
 Face: 3-1/2"  
 Pieces/Ctn.: 10  
 Lin. Ft./Ctn.: 100  
 Cartons/Pallet: 12  
 lbs./Ctn.: ≤ 48

Product Code	51401 3/4" Cornerpost - 10' (Woodgrain)	51404 3/4" Cornerpost - 10' (Matte)	51402 3/4" Cornerpost - 12' (Woodgrain)	51458 3/4" Cornerpost - 20' (Woodgrain)	51423 3/4" Fluted Corner (3-1/2" Face) (Matte)
Colonial White (01)	●	●	●	●	●
Autumn Red (23)	●				
Autumn Yellow (10)	●				
Bermuda Blue (26)	●				
Buckskin (41)	●			●	
Canyon Blend (69)	●				
Castle Stone (37)	●				
Charcoal Gray (46)	●				
Cypress (42)	●	●		●	
Desert Tan (07)	●	●	●	●	
Flagstone (97)	●				
Forest (47)	●				
Glacier Blend (67)	●				
Granite Gray (34)	●	●	●	●	
Green Tea (35)	●				
Hearthstone (19)	●				
Heritage Cream (11)	●	●	●	●	
Herringbone (04)	●	●	●		
Ivy Green (28)	●				
Light Maple (55)	●	●	●	●	
Linen (24)	●				
Meadow Blend (68)	●				
Mountain Cedar (17)	●				
Natural Clay (60)	●	●	●	●	
Oxford Blue (32)	●	●	●		
Pacific Blue (27)	●				
Sable Brown (29)	●				
Sandpiper (13)	●				
Sandstone Beige (15)	●	●	●	●	
Savannah Wicker (59)	●	●	●	●	
Seagrass (30)	●	●		●	
Silver Ash (38)	●	●	●		
Snow (31)	●	●	●	●	
Spruce (16)	●				
Sterling Gray (33)	●	●	●	●	
Suede (14)	●				
Terra Cotta (18)	●				
Warm Sand (09)	●	●	●		
Arbor Blend (57)	●				
Arctic Blend (50)	●				
Frontier Blend (51)	●				
Timber Blend (52)	●				
Weathered Blend (53)	●				

## Corner Systems

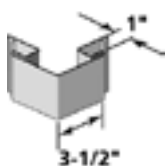
Standard Face Dimension

### 1-1/4" CORNERPOST - 10' WOODGRAIN With Foam Insert



**Product Code: 51412**  
Finish: Woodgrain  
Length: 10'  
Face: 3-1/3"  
Pieces/Ctn.: 10  
Lin. Ft./Ctn.: 100  
Cartons/Pallet: 12  
lbs./Ctn.: ≤ 42

### 1" CORNERPOST - 10' WOODGRAIN



**Product Code: 51409**  
Finish: Woodgrain  
Length: 10'  
Face: 3-1/2"  
Pieces/Ctn.: 10  
Lin. Ft./Ctn.: 100  
Cartons/Pallet: 12  
lbs./Ctn.: ≤ 40

## Corner Systems

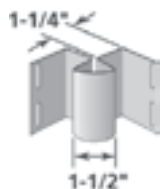
Inside

### 3/4" INSIDE CORNERPOST



**Product Code: 51436**  
Finish: Matte  
Length: 10'  
Face: 3/4"  
Pieces/Ctn.: 10  
Lin. Ft./Ctn.: 100  
Cartons/Pallet: 24  
lbs./Ctn.: ≤ 29

### 1-1/4" INSIDE CORNERPOST



**Product Code: 51446**  
Finish: Matte  
Length: 10'  
Channel: 1-1/4"  
Pieces/Ctn.: 10  
Lin. Ft./Ctn.: 100  
Cartons/Pallet: 15  
lbs./Ctn.: ≤ 31

## Vinyl Carpentry® Accessories

Product Code	51412 1-1/4" Cornerpost - 10' (Woodgrain)	51409 1" Cornerpost - 10' (Woodgrain)	51436 3/4" Inside Cornerpost (Matte)	51446 1-1/4" Inside Cornerpost (Matte)	
Colonial White (01)	●	●	●	●	
Autumn Red (23)	●	●	●	●	
Autumn Yellow (10)	●	●	●	●	
Bermuda Blue (26)			●		
Buckskin (41)	●	●	●	●	
Canyon Blend (69)			★		
Castle Stone (37)			●		
Charcoal Gray (46)	●	●	●	●	
Cypress (42)	●	●	●	●	
Desert Tan (07)	●	●	●	●	
Flagstone (97)	●	●	●	●	
Forest (47)	●	●	●	●	
Glacier Blend (67)			★		
Granite Gray (34)	●	●	●	●	
Green Tea (35)			●		
Hearthstone (19)	●	●	●	●	
Heritage Cream (11)	●	●	●	●	
Herringbone (04)	●	●	●	●	
Ivy Green (28)	●	●	●	●	
Light Maple (55)	●	●	●	●	
Linen (24)			●		
Meadow Blend (68)			★		
Mountain Cedar (17)	●	●	●	●	
Natural Clay (60)	●	●	●	●	
Oxford Blue (32)	●		●	●	
Pacific Blue (27)	●	●	●	●	
Sable Brown (29)	●	●	●	●	
Sandpiper (13)	●	●	●	●	
Sandstone Beige (15)	●	●	●	●	
Savannah Wicker (59)	●	●	●	●	
Seagrass (30)	●	●	●	●	
Silver Ash (38)			●		
Snow (31)	●	●	●	●	
Spruce (16)	●	●	●	●	
Sterling Gray (33)	●	●	●	●	
Suede (14)	●	●	●	●	
Terra Cotta (18)	●	●	●	●	
Warm Sand (09)			●		
Arbor Blend (57)			★		
Arctic Blend (50)			★		
Frontier Blend (51)	●		★	★	
Timber Blend (52)	●		★	★	
Weathered Blend (53)			★		

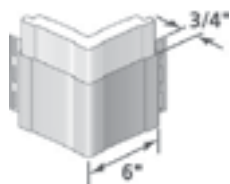
★ Solid Color



# Corner Systems

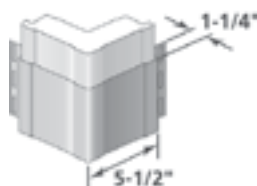
## Wide Faced Dimension

### TRADITIONAL SUPERCORNER™ With Foam Insert



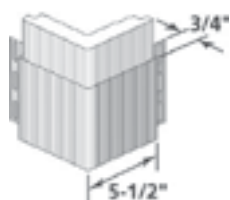
**Product Code: 51420**  
Finish: Matte  
Length: 20'  
Pieces/Ctn.: 6  
Lin. Ft./Ctn.: 120  
Cartons/Pallet: 9  
lbs./Ctn.: ≤ 77

### 1-1/4" TRADITIONAL SUPERCORNER™ With Foam Insert



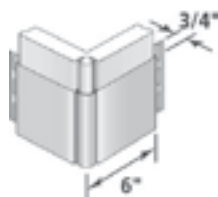
**Product Code: 51447**  
Finish: Matte  
Length: 20'  
Pieces/Ctn.: 6  
Lin. Ft./Ctn.: 120  
Cartons/Pallet: 8  
lbs./Ctn.: ≤ 80

### FLUTED SUPERCORNER™ With Foam Insert



**Product Code: 51424**  
Finish: Matte  
Length: 20'  
Pieces/Ctn.: 6  
Lin. Ft./Ctn.: 120  
Cartons/Pallet: 10  
lbs./Ctn.: ≤ 81

### BEADED SUPERCORNER™ With Foam Insert



**Product Code: 51416**  
Finish: Matte  
Length: 20'  
Pieces/Ctn.: 6  
Lin. Ft./Ctn.: 120  
Cartons/Pallet: 8  
lbs./Ctn.: ≤ 95

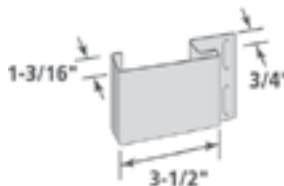
## Vinyl Carpentry® Accessories

Product Code	51420 Traditional Supercorner With Foam Insert	51447 1-1/4" Traditional Supercorner With Foam Insert	51424 Fluted Supercorner With Foam Insert	51416 Beaded Supercorner With Foam Insert	54706 3-1/2" Lineal	54712 5" Lineal
Colonial White (01)	●	●	●	●	●	●
Cypress (42)	●	●			●	
Desert Tan (07)	●	●			●	●
Granite Gray (34)	●	●			●	
Heritage Cream (11)	●	●			●	
Herringbone (04)					●	●
Ivy Green (28)					●	
Light Maple (55)	●	●			●	
Natural Clay (60)	●	●			●	●
Pacific Blue (27)					●	
Sandstone Beige (15)	●	●			●	●
Savannah Wicker (59)	●	●			●	●
Seagrass (30)					●	
Snow (31)	●	●	●		●	●
Sterling Gray (33)	●	●			●	

### 3-1/2" LINEAL

### Product Code: 54706

Finish: Matte  
Length: 20'  
Pieces/Ctn.: 10  
Lin. Ft./Ctn.: 200  
Cartons/Pallet: 30  
lbs./Ctn.: ≤ 51

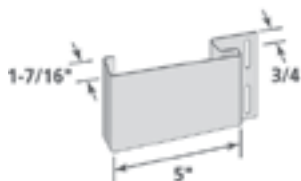


For use with a 4-piece corner system with starter (53607) and optional quarter-round insert (51438)

### 5" LINEAL

### Product Code: 54712

Finish: Matte  
Length: 20'  
Pieces/Ctn.: 10  
Lin. Ft./Ctn.: 200  
Cartons/Pallet: 15  
lbs./Ctn.: ≤ 64



For use with a 4-piece corner system with starter (53607) and optional quarter-round insert (51438)

# Corner Systems

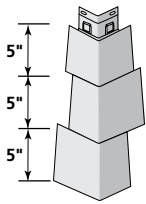
## Cedar Impressions

## Vinyl Carpentry® Accessories

COMING  
SOON

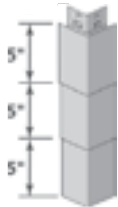
### T5" STRAIGHT EDGE SAWMILL OFFSET MITERED CORNERPOST

**Product Code: 51406**  
Finish: Sawmill  
Pieces/Ctn.: 32  
Lin. Ft./Ctn.: 40'  
Cartons/Pallet: 12  
lbs./Ctn.: ≤ 17



### T5" STRAIGHT EDGE PERFECTION MITERED CORNERPOST

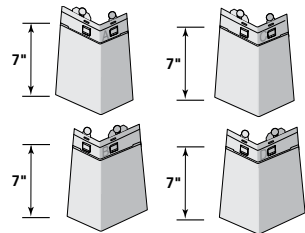
**Product Code: 51430**  
Finish: Cedar Grain  
Length: 15"  
Pieces/Ctn.: 20  
Lin. Ft./Ctn.: 25  
Cartons/Pallet: 24  
lbs./Ctn.: ≤ 15



COMING  
SOON  
WITH  
CEDARLIFE™

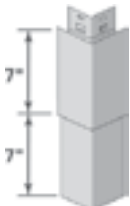
### S7" PERFECTION OFFSET MITERED CORNERPOSTS

**Product Code: 51459**  
Finish: Cedar Grain  
Length: 4 Pieces –  
7" each  
Pieces/Ctn.: 40  
Lin. Ft./Ctn.: 23' 4"  
Cartons/Pallet: 24  
lbs./Ctn.: ≤ 15




### D7" STRAIGHT EDGE PERFECTION MITERED CORNERPOST

**Product Code: 51448**  
Finish: Cedar Grain  
Length: 14"  
Pieces/Ctn.: 20  
Lin. Ft./Ctn.: 23' 3"  
Cartons/Pallet: 32  
lbs./Ctn.: ≤ 14



### D7" STRAIGHT EDGE PERFECTION MITERED INSIDE CORNERPOST

**Product Code: 51453**  
Finish: Cedar Grain  
Length: 14"  
Pieces/Ctn.: 20  
Lin. Ft./Ctn.: 23' 3"  
Cartons/Pallet: 32  
lbs./Ctn.: ≤ 10



Product Code	51406 T5" Straight Edge Sawmill Offset Mitered Cornerpost	51430 T5" Straight Edge Perfection Mitered Cornerpost	51459 S7" Perfection Offset Mitered Cornerposts	51448 D7" Straight Edge Perfection Mitered Cornerpost	51453 D7" Straight Edge Perfection Mitered Inside Cornerpost
► Cedar Blend (20)			○		
► Driftwood Blend (80)			○		
► Natural Blend (78)			○		
► Rustic Blend (21)			○		
Colonial White (01)	○	●		●	●
Autumn Red (23)	○			●	●
Autumn Yellow (10)	○	●		●	●
Bermuda Blue (26)				●	●
Buckskin (41)	○	●		●	●
Charcoal Gray (46)	○			●	●
Cypress (42)	○	●		●	●
Desert Tan (07)	○	●		●	●
Flagstone (97)	○			●	●
Forest (47)	○			●	●
Granite Gray (34)	○	●		●	●
Green Tea (35)				●	●
Hearthstone (19)	○	●		●	●
Heritage Cream (11)	○	●		●	●
Herringbone (04)	○	●		●	●
Ivy Green (28)	○			●	●
Light Maple (55)	○	●	*	●	●
Mountain Cedar (17)	○	●	*	●	●
Natural Clay (60)	○	●		●	●
Pacific Blue (27)	○			●	●
Sable Brown (29)	○		*	●	●
Sandpiper (13)	○	●		●	●
Sandstone Beige (15)	○	●		●	●
Savannah Wicker (59)	○	●		●	●
Seagrass (30)	○	●		●	●
Snow (31)	○	●		●	●
Spruce (16)	○			●	●
Sterling Gray (33)	○	●	*	●	●
Suede (14)	○	●		●	●
Terra Cotta (18)	○			●	●

► CONSISTENT VARIEGATED COLOR THROUGHOUT THE CORNERS

○ AVAILABLE SOON

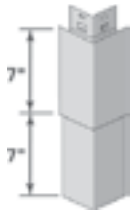
\* RECOMMENDED TRIM COLOR TO COORDINATE WITH COLOR BLENDS  
BUCKSKIN = NATURAL BLEND  
MOUNTAIN CEDAR = CEDAR BLEND  
GRANITE GRAY = DRIFTWOOD BLEND  
SABLE BROWN = RUSTIC BLEND

# Corner Systems

## Cedar Impressions

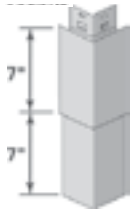
## Vinyl Carpentry® Accessories

### D7" STAGGERED PERFECTION MITERED CORNERPOST



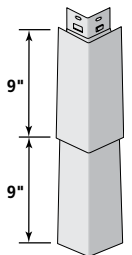
**Product Code: 51451**  
 Finish: Cedar Grain  
 Length: 14"  
 Pieces/Ctn.: 20  
 Lin. Ft./Ctn.: 23' 3"  
 Cartons/Pallet: 32  
 lbs./Ctn.: ≤ 14

### D7" STRAIGHT EDGE ROUGH-SPLIT MITERED CORNERPOST



**Product Code: 51450**  
 Finish: Cedar Shake  
 Length: 14"  
 Pieces/Ctn.: 20  
 Lin. Ft./Ctn.: 23' 4"  
 Cartons/Pallet: 24  
 lbs./Ctn.: ≤ 17

### D9" STAGGERED ROUGH-SPLIT MITERED CORNERPOST



**Product Code: 51432**  
 Finish: Cedar Shake  
 Length: 18-1/2"  
 Pieces/Ctn.: 20  
 Lin. Ft./Ctn.: 31  
 Cartons/Pallet: 18  
 lbs./Ctn.: ≤ 21

Product Code	51451 D7" Staggered Perfection Mitered Cornerpost	51450 D7" Straight Edge Rough-Split Mitered Cornerpost	51432 D9" Staggered Rough-Split Mitered Cornerpost	
Colonial White (01)	●	●	●	
Autumn Red (23)	●	●	●	
Autumn Yellow (10)	●	●	●	
Bermuda Blue (26)				
Buckskin (41)	●	●	●	
Charcoal Gray (46)	●	●	●	
Cypress (42)	●	●	●	
Desert Tan (07)	●	●	●	
Flagstone (97)	●	●	●	
Forest (47)	●	●	●	
Granite Gray (34)	●	●	●	
Green Tea (35)				
Hearthstone (19)	●	●	●	
Heritage Cream (11)	●	●	●	
Herringbone (04)	●	●	●	
Ivy Green (28)	●	●	●	
Light Maple (55)	●	●	●	
Mountain Cedar (17)	●	●	●	
Natural Clay (60)	●	●	●	
Pacific Blue (27)	●	●	●	
Sable Brown (29)	●	●	●	
Sandpiper (13)	●	●	●	
Sandstone Beige (15)	●	●	●	
Savannah Wicker (59)	●	●	●	
Seagrass (30)	●	●	●	
Snow (31)	●	●	●	
Spruce (16)	●	●	●	
Sterling Gray (33)	●	●	●	
Suede (14)	●	●	●	
Terra Cotta (18)	●	●	●	

# Corner Systems Specialty

## Vinyl Carpentry® Accessories

### 5" CORNER CAP

**Product Code: 51440**

Finish: Matte

Length: 10'

Pieces/Ctn.: 5

Lin. Ft./Ctn.: 50

Cartons/Pallet: 20

lbs./Ctn.: ≤ 24



\* For use with J-Channel

### BAY WINDOW CORNERPOST

**Product Code: 51445**

Finish: Matte

Length: 10'

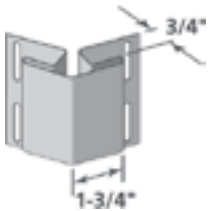
Face: 1-3/4"

Pieces/Ctn.: 10

Lin. Ft./Ctn.: 100

Cartons/Pallet: 21

lbs./Ctn.: ≤ 32



### QUARTER ROUND INSERT

**Product Code: 51438**

Finish: Matte

Length: 20'

Pieces/Ctn.: 10

Lin. Ft./Ctn.: 200

Cartons/Pallet: 48

lbs./Ctn.: ≤ 30



For use with 4-Piece Corner System  
(Refer to 3.5" & 5" lineals as well as starter)

### S7" MITERED BAY WINDOW OUTSIDE CORNERPOST

**Product Code: 51454**

Finish: Cedar Grain

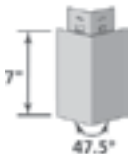
Length: 7"

Pieces/Ctn.: 20

Lin. Ft./Ctn.: 11' 8"

Cartons/Pallet: 75

lbs./Ctn.: ≤ 6



Works only with Cedar Impressions D7" Straight Edge Perfection Shingles

### S7" MITERED BAY WINDOW INSIDE CORNERPOST

**Product Code: 51455**

Finish: Cedar Grain

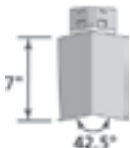
Length: 7"

Pieces/Ctn.: 20

Lin. Ft./Ctn.: 11' 8"

Cartons/Pallet: 75

lbs./Ctn.: ≤ 5



Works only with Cedar Impressions D7" Straight Edge Perfection Shingles

Product Code	51440 5" Corner Cap	51445 Bay Window Cornerpost	51438 Quarter Round Insert	51454 S7" Mitered Bay Window Outside Cornerpost	51455 S7" Mitered Bay Window Inside Cornerpost
Colonial White (01)	●	●	●	●	●
Autumn Red (23)		●		●	●
Autumn Yellow (10)		●		●	●
Bermuda Blue (26)		●		●	●
Buckskin (41)		●		●	●
Castle Stone (37)		●			
Charcoal Gray (46)		●		●	●
Cypress (42)		●		●	●
Desert Tan (07)	●	●		●	●
Flagstone (97)		●		●	●
Forest (47)		●		●	●
Granite Gray (34)		●		●	●
Green Tea (35)		●		●	●
Hearthstone (19)		●		●	●
Heritage Cream (11)	●	●		●	●
Herringbone (04)		●		●	●
Ivy Green (28)		●		●	●
Light Maple (55)	●	●		●	●
Linen (24)		●			
Mountain Cedar (17)		●		●	●
Natural Clay (60)	●	●	●	●	●
Oxford Blue (32)		●			
Pacific Blue (27)		●		●	●
Sable Brown (29)		●		●	●
Sandpiper (13)		●		●	●
Sandstone Beige (15)	●	●		●	●
Savannah Wicker (59)	●	●		●	●
Seagrass (30)		●		●	●
Silver Ash (38)		●			
Snow (31)		●	●	●	●
Spruce (16)		●		●	●
Sterling Gray (33)	●	●		●	●
Suede (14)		●		●	●
Terra Cotta (18)		●		●	●

# Window & Door Trim

## Vinyl Carpentry® Accessories

### 3-1/2" LINEAL

**Product Code: 54706**

Finish: Matte

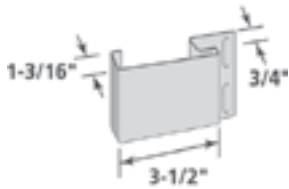
Length: 20'

Pieces/Ctn.: 10

Lin. Ft./Ctn.: 200

Cartons/Pallet: 30

lbs./Ctn.: ≤ 51



Use with new construction (53605) or remodeling (53606) window & door starter strips

### 5" LINEAL

**Product Code: 54712**

Finish: Matte

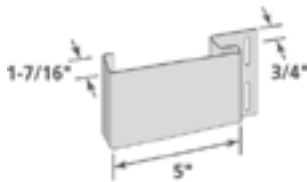
Length: 20'

Pieces/Ctn.: 10

Lin. Ft./Ctn.: 200

Cartons/Pallet: 15

lbs./Ctn.: ≤ 64



Use with new construction (53605) or remodeling (53606) window & door starter strips

### 3-1/2" LINEAL With Foam Insert

**Product Code: 54707**

Finish: Matte

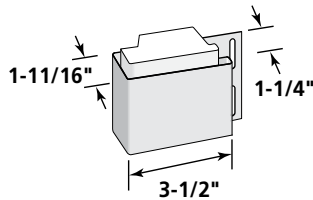
Length: 20'

Pieces/Ctn.: 10

Lin. Ft./Ctn.: 200

Cartons/Pallet: 23

lbs./Ctn.: ≤ 63



Use with new construction (53605) or remodeling (53606) window & door starter strips

### 2-1/2" WINDOW & DOOR CASING

**Product Code: 55813**

Finish: Matte

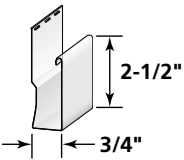
Length: 12' 6"

Pieces/Ctn.: 20

Lin. Ft./Ctn.: 250

Cartons/Pallet: 24

lbs./Ctn.: ≤ 52



### 3-1/2" SNAP-ON LINEAL

**Product Code: 54709**

Finish: Matte

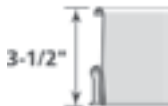
Length: 12' 6"

Pieces/Ctn.: 24

Lin. Ft./Ctn.: 300

Cartons/Pallet: 42

lbs./Ctn.: ≤ 55



For use with J-Channel

Product Code	54706 3-1/2" Lineal	54712 5" Lineal	54707 3-1/2" Lineal With Foam Insert	55813 2-1/2" Window & Door Casing	54709 3-1/2" Snap-On Lineal
Colonial White (01)	●	●	●	●	●
Cypress (42)	●		●		
Desert Tan (07)	●	●	●		
Granite Gray (34)	●		●		
Heritage Cream (11)	●		●		
Herringbone (04)	●	●			
Ivy Green (28)	●				
Light Maple (55)	●		●		
Natural Clay (60)	●	●	●		
Pacific Blue (27)	●				
Sandstone Beige (15)	●	●	●		
Savannah Wicker (59)	●	●	●		
Seagrass (30)	●				
Snow (31)	●	●	●	●	●
Sterling Gray (33)	●		●		

# Window & Door Trim

## Vinyl Carpentry® Accessories

### CROWN MOLDING

**Product Code: 55804**

Finish: Matte

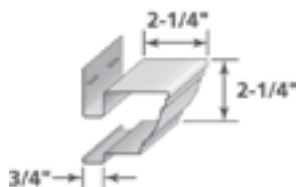
Length: 10'

Pieces/Ctn.: 10

Lin. Ft./Ctn.: 100

Cartons/Pallet: 12

lbs./Ctn.: ≤ 35



### CROWN MOLDING CAP

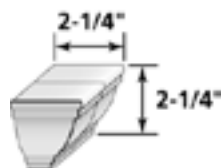
**Product Code: 55805**

Finish: Matte

Pairs/Ctn.: 10

Cartons/Pallet: 60

lbs./Ctn.: ≤ 2



Each whole unit represents a pair and can be cut in half to create left and right end caps.

### 3-1/2" CORNER BLOCK

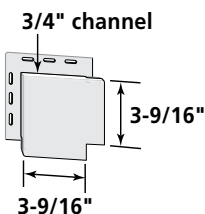
**Product Code: 55802**

Finish: Matte

Pieces/Ctn.: 20

Cartons/Pallet: 60

lbs./Ctn.: ≤ 4



For use with 3-1/2" lineals installed around windows and doors.

### ROSETTE

**Product Code: 55803**

Finish: Matte

Pieces/Ctn.: 20

Cartons/Pallet: 60

lbs./Ctn.: ≤ 1



Attaches to Corner Block

Product Code	55804 Crown Molding	55805 Crown Molding Cap	55802 3-1/2" Corner Block	55803 Rosette	
Colonial White (01)	●	●	●	●	
Desert Tan (07)			●	●	
Natural Clay (60)			●	●	
Sandstone Beige (15)			●	●	
Snow (31)	●	●	●	●	

# Wall Transitions

## Band Board

## Vinyl Carpentry® Accessories

### BAND BOARD With Foam Insert

**Product Code: 55814**

Finish: Rough Cedar

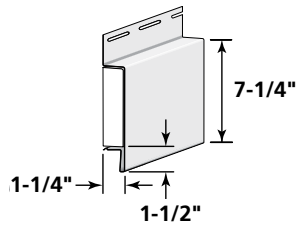
Length: 16' 8"

Pieces/Ctn.: 5

Lin. Ft./Ctn.: 82' 5"

Cartons/Pallet: 16

lbs./Ctn.: ≤ 33



Dimensions shown as installed with Cornice Receiver

### 5" DOUBLE CHANNEL LINEAL **Product Code: 54714**

Finish: Matte

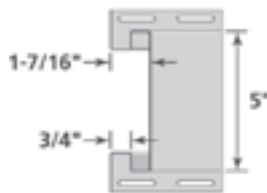
Length: 18'

Pieces/Ctn.: 10

Lin. Ft./Ctn.: 180

Cartons/Pallet: 15

lbs./Ctn.: ≤ 66



### 3-1/2" DOUBLE CHANNEL LINEAL

**Product Code: 54713**

Finish: Matte

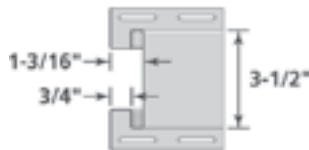
Length: 18'

Pieces/Ctn.: 10

Lin. Ft./Ctn.: 180

Cartons/Pallet: 30

lbs./Ctn.: ≤ 55



Product Code	55814 Band Board With Foam Insert	54714 5" Double Channel Lineal	54713 3-1/2" Double Channel Lineal	
Colonial White (01)	●	●	●	
Desert Tan (07)	●			
Heritage Cream (11)	●			
Light Maple (55)	●			
Natural Clay (60)	●			
Savannah Wicker (59)	●			
Snow (31)		●	●	
Sterling Gray (33)	●			

3.5" and 5" Lineals can also be used for transition/band board



# Soffit Transitions

## Decorative

## Vinyl Carpentry® Accessories

### CORNICE MOLDING

**Product Code: 55817**

Finish: Matte

Length: 12' 6"

Pieces/Ctn.: 10

Lin. Ft./Ctn.: 125

Cartons/Pallet: 64

lbs./Ctn.: ≤ 16



For use with Cornice Receiver or Deluxe F-Channel

### CORNICE RECEIVER

**Product Code: 55812**

Finish: Matte

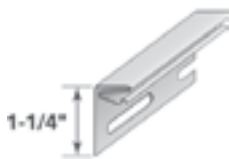
Length: 12' 6"

Pieces/Ctn.: 24

Lin. Ft./Ctn.: 300

Cartons/Pallet: 35

lbs./Ctn.: ≤ 28



For use with Cornice Molding, Finish Board and Band Board

### CORNICE MOLDING CORNERPOST CAP

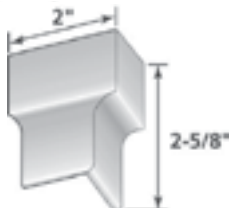
**Product Code: 55808**

Finish: Matte

Pieces/Ctn.: 20

Cartons/Pallet: 120

lbs./Ctn.: ≤ 1



For capping Cornice Molding over Mitered Cornerposts

### FINISH BOARD

**Product Code: 55815**

Finish: Rough Cedar

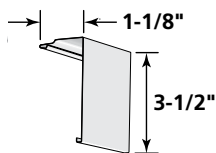
Length: 12' 6"

Pieces/Ctn.: 10

Lin. Ft./Ctn.: 125

Cartons/Pallet: 49

lbs./Ctn.: ≤ 19



For use with Cornice Receiver

### SOFFIT COVE TRIM

**Product Code: 52501**

Finish: Matte

Length: 12' 6"

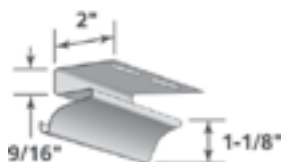
Channel: 1/2"

Pieces/Ctn.: 24

Lin. Ft./Ctn.: 300

Cartons/Pallet: 24

lbs./Ctn.: ≤ 49



Product Code	55817 Cornice Molding	55812 Cornice Receiver	55808 Cornice Molding Cornerpost Cap	55815 Finish Board	52501 Soffit Cove Trim	52503 Deluxe F-Channel
No Color		●				●
Colonial White (01)	●		●	●	●	
Autumn Red (23)	●		●			
Autumn Yellow (10)	●		●			
Bermuda Blue (26)	●		●			
Buckskin (41)	●		●	●		
Charcoal Gray (46)	●		●			
Cypress (42)	●		●	●		
Desert Tan (07)	●		●	●		
Flagstone (97)	●		●			
Forest (47)	●		●			
Granite Gray (34)	●		●	●		
Green Tea (35)	●		●			
Hearthstone (19)	●		●			
Heritage Cream (11)	●		●	●		
Herringbone (04)	●		●			
Ivy Green (28)	●		●			
Light Maple (55)	●		●	●		
Mountain Cedar (17)	●		●			
Natural Clay (60)	●		●	●		
Oxford Blue (32)				●		
Pacific Blue (27)	●		●			
Sable Brown (29)	●		●			
Sandpiper (13)	●		●	●		
Sandstone Beige (15)	●		●	●		
Savannah Wicker (59)	●		●	●		
Seagrass (30)	●		●			
Snow (31)	●		●	●	●	
Spruce (16)	●		●			
Sterling Gray (33)	●		●	●		
Suede (14)	●		●	●		
Terra Cotta (18)	●		●			
FRM Frontier Blend (51)				★		
FRM Timber Blend (52)				★		

### DELUXE F-CHANNEL

**Product Code: 52503**

Finish: Matte

Length: 12' 6"

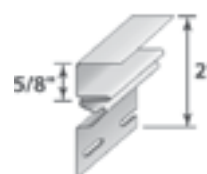
Channel: 5/8"

Pieces/Ctn.: 24

Lin. Ft./Ctn.: 300

Cartons/Pallet: 32

lbs./Ctn.: ≤ 39



For use as soffit receiver and to receive Cornice Molding.

Standard soffit f-channels and h-bars all featured in "soffit trim" section

≤ Heaviest weight listed – varies by color.

# J-Channel

## Vinyl Carpentry® Accessories

### 3/8" POCKET J-CHANNEL

**Product Code: 50306**

Finish: Matte

Length: 12' 6"

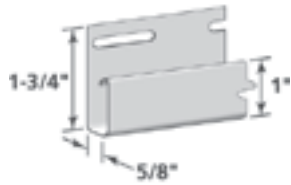
Channel: 3/8"

Pieces/Ctn.: 48

Lin. Ft./Ctn.: 600

Cartons/Pallet: 30

lbs./Ctn.: ≤ 55



For use with Triple 2" Soffit

### 1/2" POCKET J-CHANNEL

**Product Code: 50305**

Finish: Matte

Length: 12' 6"

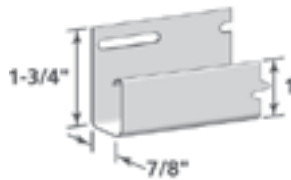
Channel: 1/2"

Pieces/Ctn.: 48

Lin. Ft./Ctn.: 600

Cartons/Pallet: 30

lbs./Ctn.: ≤ 58



### 5/8" POCKET J-CHANNEL

**Product Code: 50310**

Finish: Matte

Length: 12' 6"

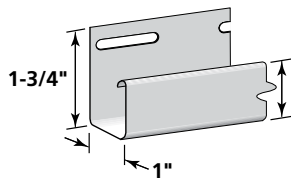
Channel: 5/8"

Pieces/Ctn.: 48

Lin. Ft./Ctn.: 600

Cartons/Pallet: 30

lbs./Ctn.: ≤ 60



### 3/4" POCKET J-CHANNEL

**Product Code: 50303**

Finish: Matte

Length: 12' 6"

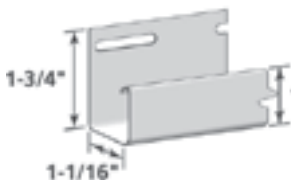
Channel: 3/4"

Pieces/Ctn.: 48

Lin. Ft./Ctn.: 600

Cartons/Pallet: 25

lbs./Ctn.: ≤ 61



### 3/4" POCKET FLEXIBLE J-CHANNEL

**Product Code: 50309**

Finish: Matte

Length: 12' 6"

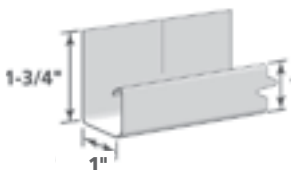
Channel: 3/4"

Pieces/Ctn.: 10

Lin. Ft./Ctn.: 125

Cartons/Pallet: 50

lbs./Ctn.: ≤ 20



Product Code	50306 3/8" Pocket J-Channel	50305 1/2" Pocket J-Channel	50310 5/8" Pocket J-Channel	50303 3/4" Pocket J-Channel	50309 3/4" Pocket Flexible J-Channel
Colonial White (01)	●	●	●	●	
White (62)					●
Autumn Red (23)		●	●	●	
Autumn Yellow (10)		●	●	●	
Beige (65)					●
Bermuda Blue (26)		●		●	
Buckskin (41)		●	●	●	
Canyon Blend (69)				★	
Castle Stone (37)		●		●	
Charcoal Gray (46)		●	●	●	
Clay (63)					●
Cypress (42)		●	●	●	
Desert Tan (07)	●	●	●	●	
Flagstone (97)		●	●	●	
Forest (47)		●	●	●	
Glacier Blend (67)				★	
Granite Gray (34)		●	●	●	
Gray (64)					●
Green Tea (35)		●		●	
Hearthstone (19)		●	●	●	
Heritage Cream (11)	●	●	●	●	
Herringbone (04)		●	●	●	
Ivy Green (28)		●		●	
Light Maple (55)		●	●	●	
Linen (24)		●	●	●	
Meadow Blend (68)				★	
Mountain Cedar (17)		●	●	●	
Natural Clay (60)	●	●	●	●	
Oxford Blue (32)		●	●	●	
Pacific Blue (27)		●	●	●	
Sable Brown (29)		●	●	●	
Sandpiper (13)		●		●	
Sandstone Beige (15)	●	●	●	●	
Savannah Wicker (59)	●	●	●	●	
Seagrass (30)		●	●	●	
Silver Ash (38)		●		●	
Snow (31)	●	●	●	●	
Spruce (16)		●	●	●	
Sterling Gray (33)	●	●	●	●	
Suede (14)		●	●	●	
Terra Cotta (18)		●	●	●	
Warm Sand (09)		●		●	
Arbor Blend (57)				★	
Arctic Blend (50)				★	
Frontier Blend (51)				★	
Musket Brown (49)		●			
Timber Blend (52)				★	
Weathered Blend (53)				★	

≤ Heaviest weight listed – varies by color.

## J-Channel (continued)

## Vinyl Carpentry® Accessories

### 1" POCKET J-CHANNEL

**Product Code: 50302**

Finish: Matte

Length: 12' 6"

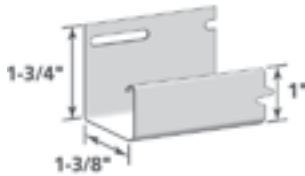
Channel: 1"

Pieces/Ctn.: 40

Lin. Ft./Ctn.: 500

Cartons/Pallet: 30

lbs./Ctn.: ≤ 59



### 1-1/4" POCKET J-CHANNEL

**Product Code: 50301**

Finish: Matte

Length: 12' 6"

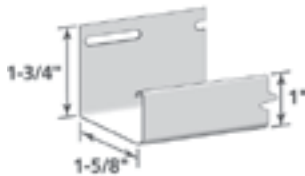
Channel: 1-1/4"

Pieces/Ctn.: 48

Lin. Ft./Ctn.: 600

Cartons/Pallet: 20

lbs./Ctn.: ≤ 79



## Functional Trim

### TRIM COIL PVC Coated

**Product Code: 56901**

Finish: Striated

Length: 50'

Thickness: .019"

Width: 24"

Rolls/Ctn: 1

Cartons/Pallet: 32

lbs./Ctn.: ≤ 25



PVC Coated one side only

Product Code	50302 1" Pocket J-Channel	50301 1-1/4" Pocket J-Channel	56901 Trim Coil	
Colonial White (01)	●	●	●	
Autumn Red (23)	●	●	●	
Autumn Yellow (10)	●	●	●	
Bermuda Blue (26)			●	
Buckskin (41)	●	●	●	
Canyon Blend (69)			★	
Castle Stone (37)			●	
Charcoal Gray (46)	●	●	●	
Cypress (42)	●	●	●	
Desert Tan (07)	●	●	●	
Flagstone (97)	●	●	●	
Forest (47)	●	●	●	
Glacier Blend (67)			★	
Granite Gray (34)	●	●	●	
Green Tea (35)			●	
Hearthstone (19)	●	●	●	
Heritage Cream (11)	●	●	●	
Herringbone (04)	●	●	●	
Ivy Green (28)	●	●	●	
Light Maple (55)	●	●	●	
Linen (24)			●	
Meadow Blend (68)			★	
Mountain Cedar (17)	●	●	●	
Natural Clay (60)	●	●	●	
Oxford Blue (32)		●	●	
Pacific Blue (27)	●	●	●	
Sable Brown (29)	●	●	●	
Sandpiper (13)	●	●	●	
Sandstone Beige (15)	●	●	●	
Savannah Wicker (59)	●	●	●	
Seagrass (30)	●	●	●	
Silver Ash (38)			●	
Snow (31)	●	●	●	
Spruce (16)	●	●	●	
Sterling Gray (33)	●	●	●	
Suede (14)	●	●	●	
Terra Cotta (18)	●	●	●	
Warm Sand (09)			●	
Arbor Blend (57)			★	
Arctic Blend (50)			★	
Frontier Blend (51)		★	★	
Musket Brown (49)			●	
Timber Blend (52)		★	★	
Weathered Blend (53)			★	

★ Solid Color

## Functional Trim (continued)

## Vinyl Carpentry® Accessories

### DUAL UNDERSILL TRIM

**Product Code: 56916**

Finish: Matte

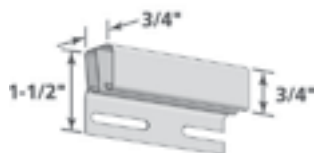
Length: 12' 6"

Pieces/Ctn.: 12

Lin. Ft./Ctn.: 150

Cartons/Pallet: 84

lbs./Ctn.: ≤ 22



### UNDERSILL TRIM

**Product Code: 56904**

Finish: Matte

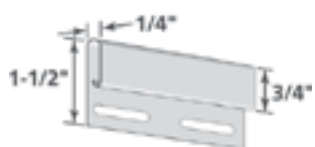
Length: 12' 6"

Pieces/Ctn.: 48

Lin. Ft./Ctn.: 600

Cartons/Pallet: 35

lbs./Ctn.: ≤ 46



### CEDAR IMPRESSIONS UNDERSILL TRIM

**Product Code: 56917**

Finish: Matte

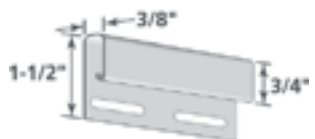
Length: 12' 6"

Pieces/Ctn.: 12

Lin. Ft./Ctn.: 150

Cartons/Pallet: 84

lbs./Ctn.: ≤ 13



### DRIP CAP

**Product Code: 56907**

Finish: Matte

Length: 12' 6"

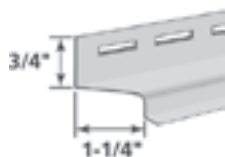
Width: 1-1/4"

Pieces/Ctn.: 24

Lin. Ft./Ctn.: 300

Cartons/Pallet: 35

lbs./Ctn.: ≤ 31



### VINYL FASCIA

**Product Code: 56908**

Finish: Matte

Length: 12' 6"

Thickness: .050"

Exposure: 8"

Projection: 1"

Pieces/Ctn.: 24

Lin. Ft./Ctn.: 300

Cartons/Pallet: 27

lbs./Ctn.: ≤ 94



Product Code	56916 Dual Undersill Trim	56904 Undersill Trim	56917 Cedar Impressions Undersill Trim	56907 Drip Cap	56908 Vinyl Fascia
Colonial White (01)	●	●	●	●	●
Autumn Red (23)		●	●		
Autumn Yellow (10)	●	●	●		
Bermuda Blue (26)	●	●	●		
Buckskin (41)	●	●	●		
Canyon Blend (69)		★			
Castle Stone (37)		●			
Charcoal Gray (46)		●	●		
Cypress (42)	●	●	●		
Desert Tan (07)	●	●	●		
Flagstone (97)		●	●		
Forest (47)		●	●		
Glacier Blend (67)		★			
Granite Gray (34)	●	●	●		
Green Tea (35)	●	●	●		
Hearthstone (19)		●	●		
Heritage Cream (11)	●	●	●		
Herringbone (04)	●	●	●		
Ivy Green (28)		●	●		
Light Maple (55)	●	●	●		
Linen (24)	●	●			
Meadow Blend (68)		★			
Mountain Cedar (17)		●	●		
Natural Clay (60)	●	●	●		
Oxford Blue (32)	●	●			
Pacific Blue (27)		●	●		
Sable Brown (29)		●	●		
Sandpiper (13)	●	●	●		
Sandstone Beige (15)	●	●	●		
Savannah Wicker (59)	●	●	●		
Seagrass (30)	●	●	●		
Silver Ash (38)	●	●			
Snow (31)	●	●	●		●
Spruce (16)		●	●		
Sterling Gray (33)	●	●	●		
Suede (14)	●	●	●		
Terra Cotta (18)		●	●		
Warm Sand (09)	●	●			
Arbor Blend (57)		★			
Arctic Blend (50)		★			
Frontier Blend (51)		★			
Timber Blend (52)		★			
Weathered Blend (53)		★			

★ Solid Color

# Starter Strips

## Vinyl Carpentry® Accessories

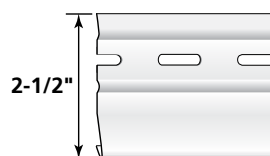
### 2-1/4" VINYL STARTER STRIP Product Code: 53601



Finish: Matte  
Length: 12' 6"  
Width: 2-1/4"  
Pieces/Ctn.: 40  
Lin. Ft./Ctn.: 500  
Cartons/Pallet: 30  
lbs./Ctn.: ≤ 59

For use with all sidings except Cedar Impressions, CedarBoards, Monogram 46 and Monogram 46L.

### 2-1/2" METAL STARTER STRIP Product Code: 53602



Finish: Mill  
Length: 10'  
Width: 2-1/2"  
Pieces/Ctn.: 50  
Lin. Ft./Ctn.: 500  
Cartons/Pallet: 35  
lbs./Ctn.: ≤ 75

For use with all sidings except Cedar Impressions and CedarBoards.

### 4" METAL SHINGLE STARTER STRIP Product Code: 53610



Finish: Mill  
Length: 10'  
Width: 4"  
Pieces/Ctn.: 25  
Lin. Ft./Ctn.: 250  
Cartons/Pallet: 35  
lbs./Ctn.: ≤ 78

### 5" METAL STARTER STRIP Product Code: 53604



Finish: Mill  
Length: 10'  
Width: 5"  
Pieces/Ctn.: 25  
Lin. Ft./Ctn.: 250  
Cartons/Pallet: 30  
lbs./Ctn.: ≤ 72

Remodeling Metal Starter Strip. For use with all sidings except Cedar Impressions and CedarBoards.

### STARTER STRIP FOR INSULATED SIDING



Product Code: 53609  
Finish: Matte  
Length: 12' 6"  
Width: 3"  
Pieces/Ctn.: 24  
Lin. Ft./Ctn.: 300  
Cartons/Pallet: 35  
lbs./Ctn.: ≤ 44

Product Code	53601 2-1/4" Vinyl Starter Strip	53602 2-1/2" Metal Starter Strip	53610 4" Metal Shingle Starter Strip	53604 5" Metal Starter Strip	53609 Starter Strip for Insulated Siding
No Color	●	●	●	●	●

## Starter Strips (continued)

## Vinyl Carpentry® Accessories

### NEW CONSTRUCTION WINDOW & DOOR STARTER STRIP

**Product Code: 53605**

Finish: Matte

Length: 10'

Pieces/Ctn.: 36

Lin. Ft./Ctn.: 360

Cartons/Pallet: 30

lbs./Ctn.: ≤ 35



For use with lineals

### REMODELING WINDOW & DOOR STARTER STRIP

**Product Code: 53606**

Finish: Matte

Length: 10'

Pieces/Ctn.: 36

Lin. Ft./Ctn.: 360

Cartons/Pallet: 38

lbs./Ctn.: ≤ 50



For use with lineals

### CORNER STARTER STRIP

**Product Code: 53607**

Finish: Matte

Length: 10'

Pieces/Ctn.: 24

Lin. Ft./Ctn.: 240

Cartons/Pallet: 40

lbs./Ctn.: ≤ 38



Use with 3-1/2" or 5" Lineal and Quarter Round Insert to create a 4-Piece Corner.

Product Code	53605 New Construction Window & Door Starter Strip	53606 Remodeling Window & Door Starter Strip	53607 Corner Starter Strip	52501 Soffit Cove Trim	52506 3/4" F-Channel
No Color	●		●		
Colonial White (01)				●	●
Cypress (42)					●
Desert Tan (07)					●
Granite Gray (34)					●
Heritage Cream (11)					●
Herringbone (04)					●
Light Maple (55)					●
Natural Clay (60)					●
Sandstone Beige (15)					●
Savannah Wicker (59)					●
Snow (31)		●		●	●
Sterling Gray (33)					●

## Soffit Trim

### SOFFIT COVE TRIM

**Product Code: 52501**

Finish: Matte

Length: 12' 6"

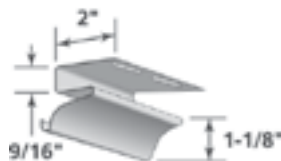
Channel: 1/2"

Pieces/Ctn.: 24

Lin. Ft./Ctn.: 300

Cartons/Pallet: 24

lbs./Ctn.: ≤ 49



### 3/4" F-CHANNEL

**Product Code: 52506**

Finish: Matte

Length: 12' 6"

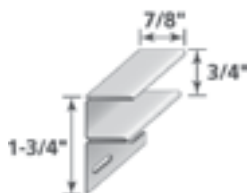
Channel: 3/4"

Pieces/Ctn.: 24

Lin. Ft./Ctn.: 300

Cartons/Pallet: 35

lbs./Ctn.: ≤ 44



## Soffit Trim (continued)

## Vinyl Carpentry® Accessories

### 5/8" F-CHANNEL

**Product Code: 52502**

Finish: Matte

Length: 12' 6"

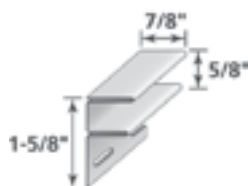
Channel: 5/8"

Pieces/Ctn.: 24

Lin. Ft./Ctn.: 300

Cartons/Pallet: 35

lbs./Ctn.: ≤ 39



### DELUXE F-CHANNEL

**Product Code: 52503**

Finish: Matte

Length: 12' 6"

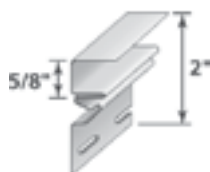
Channel: 5/8"

Pieces/Ctn.: 24

Lin. Ft./Ctn.: 300

Cartons/Pallet: 32

lbs./Ctn.: ≤ 39



For use as soffit receiver and to receive Cornice Molding.

### 1/2" H-BAR

**Product Code: 52504**

Finish: Matte

Length: 12' 6"

Channel: 1/2"

Pieces/Ctn.: 10

Lin. Ft./Ctn.: 125

Cartons/Pallet: 39

lbs./Ctn.: ≤ 29



For use with most soffits and vertical siding

### 3/8" H-BAR

**Product Code: 52505**

Finish: Matte

Length: 12' 6"

Channel: 3/8"

Pieces/Ctn.: 10

Lin. Ft./Ctn.: 125

Cartons/Pallet: 53

lbs./Ctn.: ≤ 28



For use with Beaded Soffit

### 3/4" H-BAR

**Product Code: 52507**

Finish: Matte

Length: 12' 6"

Channel: 3/4"

Pieces/Ctn.: 10

Lin. Ft./Ctn.: 125

Cartons/Pallet: 42

lbs./Ctn.: ≤ 32



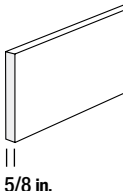
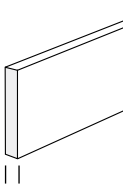
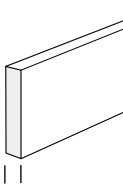
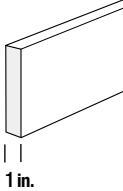
For use with Perimeter & Triple 3-1/3 InvisiVent & solid soffit.  
Can also be used with Monogram & Restoration Classic in horizontal applications.

Product Code	52502 5/8" F-Channel	52503 Deluxe F-Channel	52504 1/2" H-Bar	52505 3/8" H-Bar	52507 3/4" H-Bar
No Color		●			
Colonial White (01)	●		●	●	●
Cypress (42)			●		
Desert Tan (07)	●		●		●
Granite Gray (34)			●		
Heritage Cream (11)	●		●		
Herringbone (04)	●		●		
Light Maple (55)	●		●		
Natural Clay (60)	●		●		●
Sandstone Beige (15)	●		●		●
Savannah Wicker (59)	●		●		●
Snow (31)	●		●	●	●
Sterling Gray (33)	●		●		
Musket Brown (49)	●				





## Trimboards

Smooth/Smooth, Natural White			CERTAPAK	FULL UNIT			HALF UNIT		
Nominal	Actual	Order Number*	PCS/UNIT	PCS/UNIT	LF/UNIT	Weight** lbs/UNIT	PCS/UNIT	LF/UNIT	Weight** lbs/UNIT
 5/8 in.	5/8 in. x 4 in. x 18 ft.	11040418005	4	260	4680	2883	—	—	—
	5/8 in. x 6 in. x 18 ft.	11040618005	4	160	2880	2791	—	—	—
	5/8 in. x 8 in. x 18 ft.	11040818005	2	120	2160	2765	—	—	—
	5/8 in. x 10 in. x 18 ft.	11041018005	2	100	1800	2925	—	—	—
	5/8 in. x 12 in. x 18 ft.	11041218005	2	80	1440	2851	—	—	—
 3/4 in.	1 in. x 4 in. x 12 ft.	11050412005	4	260	3120	2341	—	—	—
	1 in. x 6 in. x 12 ft.	11050612005	4	160	1920	2268	—	—	—
	1 in. x 8 in. x 12 ft.	11050812005	2	108	1296	2132	—	—	—
	1 in. x 10 in. x 12 ft.	11051012005	2	90	1080	2169	—	—	—
	1 in. x 12 in. x 12 ft.	11051212005	2	72	864	2119	—	—	—
	1 in. x 3 in. x 18 ft.	11050318005	8	288	5184	2728	—	—	—
	1 in. x 4 in. x 18 ft.	11050418005	4	260	4680	3531	104	1872	1538
	1 in. x 5 in. x 18 ft.	11050518005	4	200	3600	3494	—	—	—
	1 in. x 6 in. x 18 ft.	11050618005	4	160	2880	3425	64	1152	1656
	1 in. x 8 in. x 18 ft.	11050818005	2	108	1944	3101	48	864	1655
 1 in.	1 in. x 10 in. x 18 ft.	11051018005	2	90	1620	3265	40	720	1737
	1 in. x 12 in. x 18 ft.	11051218005	2	72	1296	3191	32	576	1700
	1 in. x 16 in. x 18 ft.	11051618005	n/a	54	972	3611	24	432	1721
	5/4 in. x 4 in. x 18 ft.	11060418005	4	208	3744	3863	104	1872	2036
	5/4 in. x 5 in. x 18 ft.	11060518005	4	160	2880	3029	—	—	—
	5/4 in. x 6 in. x 18 ft.	11060618005	4	128	2304	3659	64	1152	1934
	5/4 in. x 8 in. x 18 ft.	11060818005	2	96	1728	3622	48	864	1916
	5/4 in. x 10 in. x 18 ft.	11061018005	2	80	1440	3829	40	720	2019
	5/4 in. x 12 in. x 18 ft.	11061218005	2	64	1152	3734	32	576	1972
	5/4 in. x 16 in. x 18 ft.	11061618005	n/a	—	—	—	24	432	2041
 1 in.	5/4 in. x 4 in. x 20 ft.	11060420005	4	208	4160	4177	—	—	—
	5/4 in. x 6 in. x 20 ft.	11060620005	4	128	2560	4054	—	—	—
	5/4 in. x 8 in. x 20 ft.	11060820005	2	96	1920	4012	—	—	—
	5/4 in. x 10 in. x 20 ft.	11061020005	2	80	1600	4240	—	—	—
	5/4 in. x 12 in. x 20 ft.	11061220005	2	64	1280	4134	—	—	—

**Bending:** The ability to bend trimboards and profiles varies greatly based on board thickness and width, profile shape, bend radius, and heat source type. CertainTeed recommends reviewing our installation instructions or using a professional PVC bending resource.

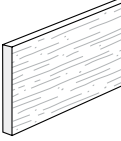
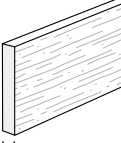
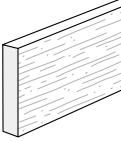
**Special Order Program:** CertainTeed has the ability to manufacture products in different lengths and widths that are not shown in this Specification Guide. We would be glad to discuss opportunities. Please contact your CertainTeed Territory Manager for product guidelines, minimum quantities and pricing.

\*To order full units, add F to the end of the order number. To order a half unit, add H to the end of the order number, where applicable.

\*\*Weights include pallet.



## Trimboards

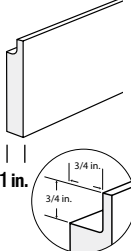
TrueTexture™ Woodgrain/Smooth, Natural White			CERTAPAK	FULL UNIT			HALF UNIT		
Nominal	Actual	Order Number*	PCS/UNIT	PCS/UNIT	LF/UNIT	Weight** lbs/UNIT	PCS/UNIT	LF/UNIT	Weight** lbs/UNIT
 5/8 in.	5/8 in. x 4 in. x 18 ft.	12040418005	4	260	4680	2883	—	—	—
	5/8 in. x 6 in. x 18 ft.	12040618005	4	160	2880	2791	—	—	—
	5/8 in. x 8 in. x 18 ft.	12040818005	2	120	2160	2765	—	—	—
	5/8 in. x 10 in. x 18 ft.	12041018005	2	100	1800	2925	—	—	—
	5/8 in. x 12 in. x 18 ft.	12041218005	2	80	1440	2851	—	—	—
 3/4 in.	1 in. x 4 in. x 12 ft.	12050412005	4	260	3120	2341	—	—	—
	1 in. x 6 in. x 12 ft.	12050612005	4	160	1920	2268	—	—	—
	1 in. x 8 in. x 12 ft.	12050812005	2	108	1296	2132	—	—	—
	1 in. x 10 in. x 12 ft.	12051012005	2	90	1080	2169	—	—	—
	1 in. x 12 in. x 12 ft.	12051212005	2	72	864	2119	—	—	—
 1 in.	1 in. x 3 in. x 18 ft.	12050318005	8	288	5184	2728	—	—	—
	1 in. x 4 in. x 18 ft.	12050418005	4	260	4680	3531	104	1872	1538
	1 in. x 5 in. x 18 ft.	12050518005	4	200	3600	3535	—	—	—
	1 in. x 6 in. x 18 ft.	12050618005	4	160	2880	3425	64	1152	1514
	1 in. x 8 in. x 18 ft.	12050818005	2	108	1944	3101	48	864	1655
	1 in. x 10 in. x 18 ft.	12051018005	2	90	1620	3265	40	720	1737
	1 in. x 12 in. x 18 ft.	12051218005	2	72	1296	3191	32	576	1700
	1 in. x 16 in. x 18 ft.	12051618005	n/a	54	972	3611	24	432	1721
	5/4 in. x 4 in. x 18 ft.	12060418005	4	208	3744	3861	104	1872	2036
	5/4 in. x 5 in. x 18 ft.	12060518005	4	160	2880	3029	—	—	—
	5/4 in. x 6 in. x 18 ft.	12060618005	4	128	2304	3659	64	1152	1935
	5/4 in. x 8 in. x 18 ft.	12060818005	2	96	1728	3622	48	864	1916
	5/4 in. x 10 in. x 18 ft.	12061018005	2	80	1440	3829	40	720	2019
	5/4 in. x 12 in. x 18 ft.	12061218005	2	64	1152	3734	32	576	1972
	5/4 in. x 16 in. x 18 ft.	12061618005	n/a	—	—	—	24	432	2041
	5/4 in. x 4 in. x 20 ft.	12060420005	4	208	4160	4177	—	—	—
	5/4 in. x 6 in. x 20 ft.	12060620005	4	128	2560	4054	—	—	—
	5/4 in. x 8 in. x 20 ft.	12060820005	2	96	1920	4012	—	—	—
	5/4 in. x 10 in. x 20 ft.	12061020005	2	80	1600	4240	—	—	—
	5/4 in. x 12 in. x 20 ft.	12061220005	2	64	1280	4134	—	—	—

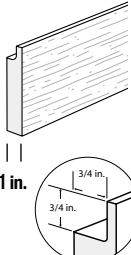
\*To order full units, add F to the end of the order number. To order a half unit, add H to the end of the order number, where applicable.

\*\*Weights include pallet.



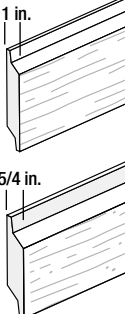
## J-Pocket Trimboards

Smooth, Natural White				CERTAPAK	FULL UNIT			HALF UNIT		
	Nominal	Actual	Order Number*	PCS/UNIT	PCS/UNIT	LF/UNIT	Weight** lbs/UNIT	PCS/UNIT	LF/UNIT	Weight** lbs/UNIT
	5/4 in. x 4 in. x 18 ft. J-Pocket	1 in. x 3-1/2 in. x 18 ft.	11160418005	4	156	2808	2400	104	1872	1663
	5/4 in. x 6 in. x 18 ft. J-Pocket	1 in. x 5-1/2 in. x 18 ft.	11160618005	4	96	1728	2028	64	1152	1411
Built-in J-Pocket for siding										

TrueTexture™ Woodgrain, Natural White				CERTAPAK	FULL UNIT			HALF UNIT		
	Nominal	Actual	Order Number*	PCS/UNIT	PCS/UNIT	LF/UNIT	Weight** lbs/UNIT	PCS/UNIT	LF/UNIT	Weight** lbs/UNIT
	5/4 in. x 4 in. x 18 ft. J-Pocket	1 in. x 3-1/2 in. x 18 ft.	12160418005	4	156	2808	2400	104	1872	1663
	5/4 in. x 6 in. x 18 ft. J-Pocket	1 in. x 5-1/2 in. x 18 ft.	12160618005	4	96	1728	2028	64	1152	1411
Built-in J-Pocket for siding										



## Fiber Cement Skirtboards

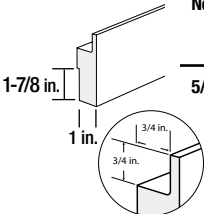
TrueTexture™ Woodgrain/Smooth, Natural White				CERTAPAK	FULL UNIT			HALF UNIT		
	Nominal	Actual	Order Number*	PCS/UNIT	PCS/UNIT	LF/UNIT	Weight**	PCS/UNIT	LF/UNIT	Weight**
	1 in. x 6 in. x 12 ft.	3/4 in. x 5-1/2 in. x 12 ft.	12350612005	4	64	768	821	—	—	—
	1 in. x 8 in. x 12 ft.	3/4 in. x 7-1/4 in. x 12 ft.	12350812005	2	48	576	842	—	—	—
	5/4 in. x 6 in. x 12 ft.	1 in. x 5-1/2 in. x 12 ft.	12360612005	4	64	768	879	—	—	—
	5/4 in. x 8 in. x 12 ft.	1 in. x 7-1/4 in. x 12 ft.	12360812005	2	48	576	1018	—	—	—

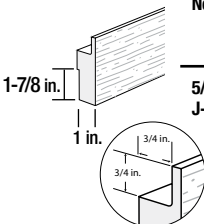
\*To order full units, add F to the end of the order number. To order a half unit, add H to the end of the order number, where applicable.

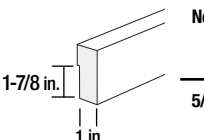
\*\*Weights include pallet.

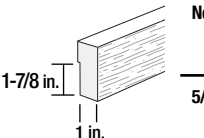


## Cut-Outs

J-Pocket Smooth, Natural White				CERTAPAK	FULL UNIT			HALF UNIT		
	Nominal	Actual	Order Number*	PCS/UNIT	PCS/UNIT	LF/UNIT	Weight** lbs/UNIT	PCS/UNIT	LF/UNIT	Weight** lbs/UNIT
	5/4 in. x 4 in. x 18 ft.	1 in. x 3-1/2 in. x 18 ft.	11165018005	4	156	2808	2556	104	1872	1900
Built-in J-Pocket for siding and cut-out for Window Flange										

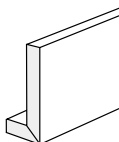
J-Pocket TrueTexture™ Woodgrain, Natural White				CERTAPAK	FULL UNIT			HALF UNIT		
	Nominal	Actual	Order Number*	PCS/UNIT	PCS/UNIT	LF/UNIT	Weight** lbs/UNIT	PCS/UNIT	LF/UNIT	Weight** lbs/UNIT
	5/4 in. x 4 in. x 18 ft. J-Pocket	1 in. x 3-1/2 in. x 18 ft.	12165018005	4	156	2808	2551	104	1872	1900
Built-in J-Pocket for siding and cut-out for Window Flange										

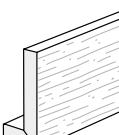
Trimboard Smooth, Natural White				CERTAPAK	FULL UNIT			HALF UNIT		
	Nominal	Actual	Order Number*	PCS/UNIT	PCS/UNIT	LF/UNIT	Weight** lbs/UNIT	PCS/UNIT	LF/UNIT	Weight** lbs/UNIT
	5/4 in. x 4 in. x 18 ft.	1 in. x 3-1/2 in. x 18 ft.	11065018005	4	156	2808	4611	104	1872	2409

Trimboard TrueTexture™ Woodgrain, Natural White				CERTAPAK	FULL UNIT			HALF UNIT		
	Nominal	Actual	Order Number*	PCS/UNIT	PCS/UNIT	LF/UNIT	Weight** lbs/UNIT	PCS/UNIT	LF/UNIT	Weight** lbs/UNIT
	5/4 in. x 4 in. x 18 ft.	1 in. x 3-1/2 in. x 18 ft.	12065018005	4	156	2808	4611	104	1872	2409



## Fascia

Smooth, Natural White			CERTAPAK	FULL UNIT			
	Nominal	Actual	Order Number	PCS/UNIT	PCS/UNIT	LF/UNIT	Weight** lbs/UNIT
	3/4 in. x 8 in. x 18 ft.	3/4 in. x 7-1/4 in. x 18 ft.	11430818005F	2	36	648	1205
	3/4 in. x 10 in. x 18 ft.	3/4 in. x 9-1/4 in. x 18 ft.	11431018005F	2	32	576	1260

TrueTexture™ Woodgrain, Natural White			CERTAPAK	FULL UNIT			
	Nominal	Actual	Order Number	PCS/UNIT	PCS/UNIT	LF/UNIT	Weight** lbs/UNIT
	3/4 in. x 8 in. x 18 ft.	3/4 in. x 7-1/4 in. x 18 ft.	13430818005F	2	36	648	1205
	3/4 in. x 10 in. x 18 ft.	3/4 in. x 9-1/4 in. x 18 ft.	13431018005F	2	32	576	1260

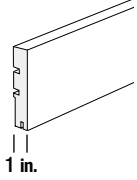
\*To order full units, add F to the end of the order number. To order a half unit, add H to the end of the order number, where applicable.

\*\*Weights include pallet.

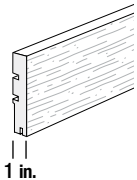


### InvisiPro™ Hidden Fastening System

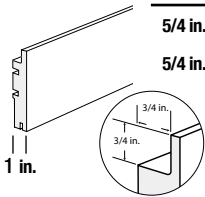
Trimboard (with grooves) Smooth, Natural White			CERTAPAK	HALF UNIT		
Nominal	Actual	Order Number	PCS/UNIT	PCS/UNIT	LF/UNIT	Weight** lbs/UNIT
5/4 in. x 4 in. x 10 ft.	1 in. x 3-1/2 in. x 10 ft.	11260410005H	4	104	1040	1108
5/4 in. x 6 in. x 10 ft.	1 in. x 5-1/2 in. x 10 ft.	11260610005H	4	64	640	1075



Trimboard (with grooves) TrueTexture™ Woodgrain, Natural White			CERTAPAK	HALF UNIT		
Nominal	Actual	Order Number	PCS/UNIT	PCS/UNIT	LF/UNIT	Weight** lbs/UNIT
5/4 in. x 4 in. x 10 ft.	1 in. x 3-1/2 in. x 10 ft.	13260410005H	4	104	1040	1108
5/4 in. x 6 in. x 10 ft.	1 in. x 5-1/2 in. x 10 ft.	13260610005H	4	64	640	1075

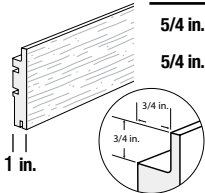


J-Pocket (with grooves) Smooth, Natural White			CERTAPAK	HALF UNIT		
Nominal	Actual	Order Number	PCS/UNIT	PCS/UNIT	LF/UNIT	Weight** lbs/UNIT
5/4 in. x 4 in. x 10 ft.	1 in. x 3-1/2 in. x 10 ft.	11360410005H	4	104	1040	1108
5/4 in. x 6 in. x 10 ft.	1 in. x 5-1/2 in. x 10 ft.	11360610005H	4	64	640	1075



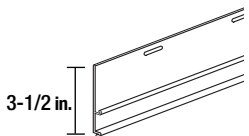
Built-in J-Pocket for siding

J-Pocket (with grooves) TrueTexture™ Woodgrain, Natural White			CERTAPAK	HALF UNIT		
Nominal	Actual	Order Number	PCS/UNIT	PCS/UNIT	LF/UNIT	Weight** lbs/UNIT
5/4 in. x 4 in. x 10 ft.	1 in. x 3-1/2 in. x 10 ft.	13360410005H	4	104	1040	1108
5/4 in. x 6 in. x 10 ft.	1 in. x 5-1/2 in. x 10 ft.	13360610005H	4	64	640	1075



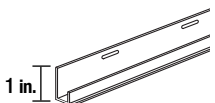
Built-in J-Pocket for siding

Nail Hem Flange* White			CARTONS		
Nominal Length	Actual Length	Order Number	PCS/CTN	LF/CTN	Weight† lbs/CTN
10 ft.	9 ft. 11-3/4 in.	60093910005C	36	360	54



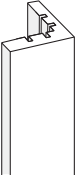

\*Same flange as used on One-Piece Corner

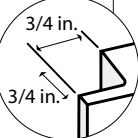
Starter Flange, White			CARTONS		
Nominal Length	Actual Length	Order Number	PCS/CTN	LF/CTN	Weight† lbs/CTN
10 ft.	9 ft. 11-3/4 in.	60053410001C	36	360	29

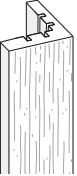
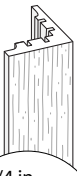


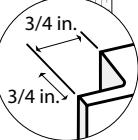
\*\*Weights include pallet. †Weights include carton.

# One-piece Corners

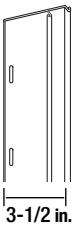
Smooth, Natural White			FULL UNIT			HALF UNIT		
Nominal	Actual	Order Number*	PCS/UNIT	LF/UNIT	Weight** lbs/UNIT	PCS/UNIT	LF/UNIT	Weight** lbs/UNIT
 5/4 in. x 4 in. x 4 in. x 10 ft.	1 in. x 3-1/2 in. x 3-1/2 in. x 10 ft.	31060410005	72	720	1288	36	360	693
5/4 in. x 4 in. x 4 in. x 20 ft.	1 in. x 3-1/2 in. x 3-1/2 in. x 20 ft.	31060420005	72	1440	2499	36	720	1422
5/4 in. x 6 in. x 6 in. x 10 ft.	1 in. x 5-1/2 in. x 5-1/2 in. x 10 ft.	31060610005	48	480	1370	24	240	734
5/4 in. x 6 in. x 6 in. x 20 ft.	1 in. x 5-1/2 in. x 5-1/2 in. x 20 ft.	31060620005	48	960	2772	24	480	1502
 5/4 in. x 4 in. x 4 in. x 10 ft. J-Pocket	1 in. x 3-1/2 in. x 3-1/2 in. x 10 ft.	31160410005	72	720	1059	36	360	579
5/4 in. x 4 in. x 4 in. x 20 ft. J-Pocket	1 in. x 3-1/2 in. x 3-1/2 in. x 20 ft.	31160420005	72	1440	2095	36	720	1163
5/4 in. x 6 in. x 6 in. x 10 ft. J-Pocket	1 in. x 5-1/2 in. x 5-1/2 in. x 10 ft.	31160610005	48	480	1129	24	240	615
5/4 in. x 6 in. x 6 in. x 20 ft. J-Pocket	1 in. x 5-1/2 in. x 5-1/2 in. x 20 ft.	31160620005	48	960	2157	24	480	1128

 Built-in J-Pocket for siding

TrueTexture™ Woodgrain, Natural White			FULL UNIT			HALF UNIT		
Nominal	Actual	Order Number*	PCS/UNIT	LF/UNIT	Weight** lbs/UNIT	PCS/UNIT	LF/UNIT	Weight** lbs/UNIT
 5/4 in. x 4 in. x 4 in. x 10 ft.	1 in. x 3-1/2 in. x 3-1/2 in. x 10 ft.	33060410005	72	720	1288	36	360	693
5/4 in. x 4 in. x 4 in. x 20 ft.	1 in. x 3-1/2 in. x 3-1/2 in. x 20 ft.	33060420005	72	1440	2499	36	720	1365
5/4 in. x 6 in. x 6 in. x 10 ft.	1 in. x 5-1/2 in. x 5-1/2 in. x 10 ft.	33060610005	48	480	1370	24	240	734
5/4 in. x 6 in. x 6 in. x 20 ft.	1 in. x 5-1/2 in. x 5-1/2 in. x 20 ft.	33060620005	48	960	2772	24	480	1502
 5/4 in. x 4 in. x 4 in. x 10 ft. J-Pocket	1 in. x 3-1/2 in. x 3-1/2 in. x 10 ft.	33160410005	72	720	1059	36	360	579
5/4 in. x 4 in. x 4 in. x 20 ft. J-Pocket	1 in. x 3-1/2 in. x 3-1/2 in. x 20 ft.	33160420005	72	1440	2095	36	720	1163
5/4 in. x 6 in. x 6 in. x 10 ft. J-Pocket	1 in. x 5-1/2 in. x 5-1/2 in. x 10 ft.	33160610005	48	480	1129	24	240	615
5/4 in. x 6 in. x 6 in. x 20 ft. J-Pocket	1 in. x 5-1/2 in. x 5-1/2 in. x 20 ft.	33160620005	48	960	2290	24	480	1261

 Built-in J-Pocket for siding

Nail Hem Flange*** White			CARTONS		
Nominal Length	Actual Length	Order Number	PCS/CTN	LF/CTN	Weight† lbs/CTN
10 ft.	9 ft. 11-3/4 in.	60093910005C	36	360	54

 Two flanges needed per 10' corner; Four flanges needed per 20' corner

## InvisiPro™ Hidden Fastening System Product

\*\*\*Same flange as used on Trimboard and J-Pocket (with grooves)

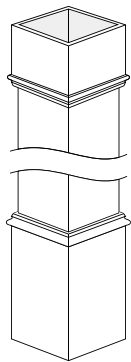
\*To order full units, add F to the end of the order number. To order a half unit, add H to the end of the order number, where applicable.

\*\*Weights include pallet. †Weights include carton.

## Column Wraps



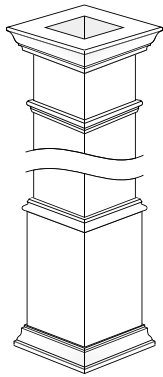
### With Classic cap/base trim set Smooth, Natural White



Nominal	Actual	Order Number	CERTAPAK PCS/UNIT	FULL UNIT PCS/UNIT	LF/UNIT	Weight** lbs/UNIT
8 in. x 8 in. x 9 ft.	8 in. x 8 in. x 9 ft.	71080809005F	1	12	108	650
10 in. x 10 in. x 9 ft.	10 in. x 10 in. x 9 ft.	71001009005F	1	12	108	700



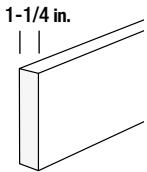
### With Estate cap/base trim set Smooth, Natural White



Nominal	Actual	Order Number	CERTAPAK PCS/UNIT	FULL UNIT PCS/UNIT	LF/UNIT	Weight** lbs/UNIT
8 in. x 8 in. x 9 ft.	8 in. x 8 in. x 9 ft.	71180809005F	1	12	108	670
10 in. x 10 in. x 9 ft.	10 in. x 10 in. x 9 ft.	71101009005F	1	12	108	715

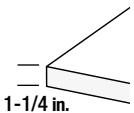
## CustomCraft™ 1-1/2 in. Thick for Custom Fabrication

### Trimboard Smooth/Smooth, Natural White



Nominal	Actual	Order Number	HALF UNIT PCS/UNIT	LF/UNIT	Weight** lbs/UNIT
1-1/2 in. x 10 in. x 18 ft.	1-1/4 in. x 9-1/4 in. x 18 ft.	11071018005H	20	360	1456

### Sheet Smooth/Smooth, Natural White



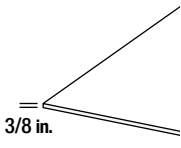
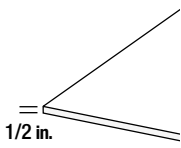
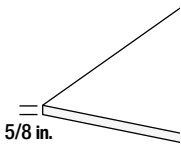
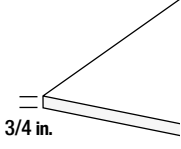
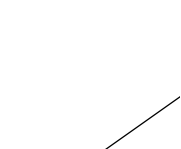
Nominal	Actual	Order Number	HALF UNIT PCS/UNIT	LF/UNIT	Weight** lbs/UNIT
1-1/2 in. x 4 ft. x 8 ft.	1-1/4 in. x 4 ft. x 8 ft.	21074808005H	10	80	1295

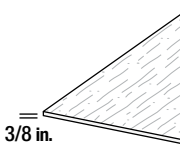
CustomCraft™ available in half units only.

\*\*Weights include pallet.



# Sheets

Smooth/Smooth, Natural White				FULL UNIT			HALF UNIT		
	Nominal	Actual	Order Number*	PCS/UNIT	LF/UNIT	Weight**	PCS/UNIT lbs/UNIT	LF/UNIT lbs/UNIT	Weight**
 3/8 in.	3/8 in. x 4 ft. x 8 ft.	3/8 in. x 4 ft. x 8 ft.	21014808005	25	200	1077	12	96	553
	3/8 in. x 4 ft. x 10 ft.	3/8 in. x 4 ft. x 10 ft.	21014810005	25	250	1270	12	120	661
	3/8 in. x 4 ft. x 18 ft.	3/8 in. x 4 ft. x 18 ft.	21014818005	25	450	2313	12	216	1220
 1/2 in.	1/2 in. x 4 ft. x 8 ft.	1/2 in. x 4 ft. x 8 ft.	21024808005	25	200	1247	12	96	635
	1/2 in. x 4 ft. x 10 ft.	1/2 in. x 4 ft. x 10 ft.	21024810005	25	250	1602	12	120	820
	1/2 in. x 4 ft. x 18 ft.	1/2 in. x 4 ft. x 18 ft.	21024818005	25	450	2826	12	216	1465
 5/8 in.	5/8 in. x 4 ft. x 8 ft.	5/8 in. x 4 ft. x 8 ft.	21044808005	25	200	1686	12	96	847
	5/8 in. x 4 ft. x 10 ft.	5/8 in. x 4 ft. x 10 ft.	21044810005	25	250	2065	12	120	1043
	5/8 in. x 4 ft. x 18 ft.	5/8 in. x 4 ft. x 18 ft.	21044818005	25	450	3621	12	216	1847
 3/4 in.	3/4 in. x 4 ft. x 8 ft.	3/4 in. x 4 ft. x 8 ft.	21034808005	20	160	1638	10	80	854
	3/4 in. x 4 ft. x 10 ft.	3/4 in. x 4 ft. x 10 ft.	21034810005	20	200	2058	10	100	1078
	3/4 in. x 4 ft. x 12 ft.	3/4 in. x 4 ft. x 12 ft.	21034812005	20	240	2464	10	120	1289
	3/4 in. x 4 ft. x 18 ft.	3/4 in. x 4 ft. x 18 ft.	21034818005	21	378	3907	10	180	1945
 1 in.	1 in. x 4 ft. x 8 ft.	1 in. x 4 ft. x 8 ft.	21054808005	20	160	2215	10	80	1143
	1 in. x 4 ft. x 10 ft.	1 in. x 4 ft. x 10 ft.	21054810005	20	200	2745	10	100	1421
	1 in. x 4 ft. x 12 ft.	1 in. x 4 ft. x 12 ft.	21054812005	20	240	3271	10	120	1693
	1 in. x 4 ft. x 18 ft.	1 in. x 4 ft. x 18 ft.	21054818005	18	324	4412	9	162	2309
	1 in. x 4 ft. x 20 ft.	1 in. x 4 ft. x 20 ft.	21054820005	16	320	4407	8	160	2319

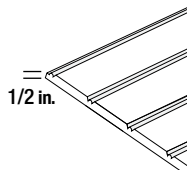
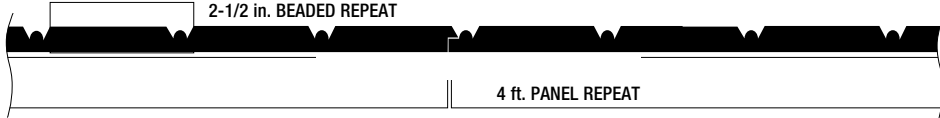
TrueTexture™ Woodgrain/Smooth, Natural White				FULL UNIT			HALF UNIT		
	Nominal	Actual	Order Number*	PCS/UNIT	LF/UNIT	Weight** lbs/UNIT	PCS/UNIT	LF/UNIT	Weight** lbs/UNIT
 3/8 in.	3/8 in. x 4 ft. x 8 ft.	3/8 in. x 4 ft. x 8 ft.	22014808005	25	200	1077	12	96	553
	1/2 in. x 4 ft. x 8 ft.	1/2 in. x 4 ft. x 8 ft.	22024808005	25	200	1247	12	96	634
	3/4 in. x 4 ft. x 8 ft.	3/4 in. x 4 ft. x 8 ft.	22034808005	20	160	1638	10	80	854

\*To order full units, add F to the end of the order number. To order a half unit, add H to the end of the order number, where applicable.

\*\*Weights include pallet.

## Beadboard Panel

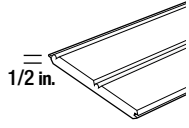

Beaded, Natural White			FULL UNIT				HALF UNIT		
Nominal	Actual	Order Number*	PCS/UNIT	LF/UNIT	Weight** lbs/UNIT		PCS/UNIT	LF/UNIT	Weight** lbs/UNIT
1/2 in. x 4 ft. x 8 ft.	1/2 in. x 4 ft. x 8 ft.	21224808005	25	200	1218		12	96	621
1/2 in. x 4 ft. x 10 ft.	1/2 in. x 4 ft. x 10 ft.	21224810005	25	250	1709		12	120	872

## Beadboard



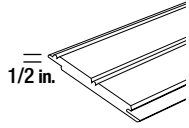

Traditional Tongue & Groove, Natural White†			CERTAPAK	FULL UNIT				HALF UNIT		
Nominal	Actual	Order Number*	PCS/UNIT	PCS/UNIT	LF/UNIT	Weight** lbs/UNIT		PCS/UNIT	LF/UNIT	Weight** lbs/UNIT
1/2 in. x 5-1/2 in. x 18 ft.	1/2 in. x 5-1/8 in. x 18 ft.	8300005	4	200	3600	2642		100	1800	1430

†Reversible beaded or channel repeat



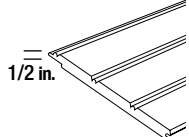

2TL, Natural White†			CERTAPAK	FULL UNIT				HALF UNIT		
Nominal	Actual	Order Number*	PCS/UNIT	PCS/UNIT	LF/UNIT	Weight** lbs/UNIT		PCS/UNIT	LF/UNIT	Weight** lbs/UNIT
1/2 in. x 6 in. x 18 ft.	1/2 in. x 5-3/4 in. x 18 ft.	11225318005	4	224	4032	2648		96	1728	1255

†Reversible beaded or channel repeat



3TL, Natural White†			CERTAPAK	FULL UNIT				HALF UNIT		
Nominal	Actual	Order Number*	PCS/UNIT	PCS/UNIT	LF/UNIT	Weight** lbs/UNIT		PCS/UNIT	LF/UNIT	Weight** lbs/UNIT
1/2 in. x 8-1/2 in. x 18 ft.	1/2 in. x 8-1/4 in. x 18 ft.	11225418005	4	200	3600	3884		100	1800	1852

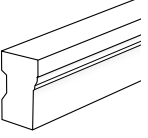
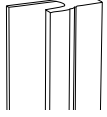
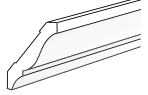
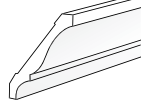
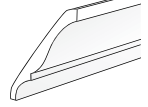
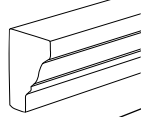

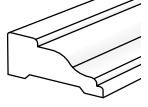
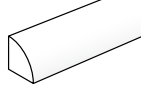
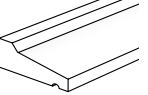
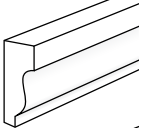





†Reversible beaded or channel repeat

\*To order full units, add F to the end of the order number. To order a half unit, add H to the end of the order number, where applicable.

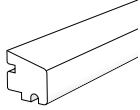
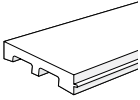
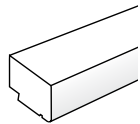
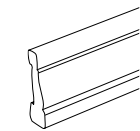
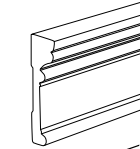
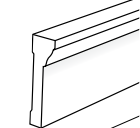
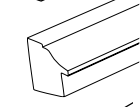
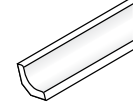
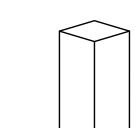
\*\*Weights include pallet.

### Profiles

Smooth, Satin Finish, Natural White			CARTONS			
	Nominal/Actual	Order Number	Length	PCS/CTN	LF/CTN	Weight† lbs/CTN
	<b>BRICKMOULD</b>					
	1-1/8 in. x 2 in. x 7 ft.	41020207005B	7 ft.	14	98	50
	1-1/8 in. x 2 in. x 10 ft.	41020210005B	10 ft.	14	140	65
	1-1/8 in. x 2 in. x 17 ft.	41020217005B	17 ft.	14	238	100
	<b>J-CHANNEL BRICKMOULD</b>					
	1-1/4 in. x 2 in. x 17 ft.	41151517005B	17 ft.	12	204	90
	<b>#49 CROWN</b>					
	11/16 in. x 3-5/8 in. x 16 ft.	41040416005B	16 ft.	8	128	50
	<b>#47 CROWN</b>					
	11/16 in. x 4-5/8 in. x 16 ft.	41040516005B	16 ft.	6	96	50
	<b>#45 CROWN</b>					
	9/16 in. x 5-1/4 in. x 16 ft.	41041316005B	16 ft.	7	112	45
	<b>RAMS CROWN</b>					
	1-13/32 in. x 2-1/16 in. x 16 ft.	41141616005B	16 ft.	8	128	55
	<b>BASE CAP</b>					
	11/16 in. x 1-1/8 in. x 16 ft.	41070816005B	16 ft.	32	512	50
	<b>RAKE</b>					
	1 in. x 2 in. x 16 ft.	41111216005B	16 ft.	10	160	50
	<b>QUARTER ROUND</b>					
	3/4 in. x 3/4 in. x 16 ft.	41062116005B	16 ft.	38	608	65
	<b>DRIP CAP</b>					
	11/16 in. x 1-5/8 in. x 16 ft.	41030316005B	16 ft.	22	352	60
	<b>SHINGLE MOULD</b>					
	11/16 in. x 1-5/8 in. x 16 ft.	41080316005B	16 ft.	18	288	30
	<b>BED MOULD</b>					
	9/16 in. x 1-5/8 in. x 16 ft.	41050616005B	16 ft.	24	384	50
	<b>LATTICE</b>					
	1/4 in. x 1-1/2 in. x 16 ft.	41202016005B	16 ft.	50	800	75

†Weights include carton.

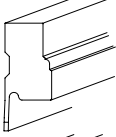
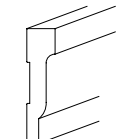
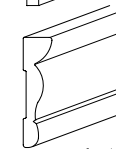
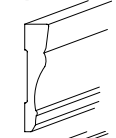
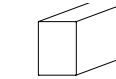
**Profiles continued**

Smooth, Satin Finish, Natural White			CARTONS			
	Nominal/Actual	Order Number	Length	PCS/CTN	LF/CTN	Weight† lbs/CTN
	<b>SILL NOSE</b>					
	1-5/16 in. x 1-3/8 in. x 16 ft.	41101116005B	16 ft.	9	144	50
	<b>SILL</b>					
	1-1/4 in. x 5 in. x 16 ft.	41131416005B	16 ft.	3	48	50
	<b>HISTORIC SILL</b>					
	1-3/4 in. x 2-13/16 in. x 16 ft.	41122416005B	16 ft.	4	64	65
	<b>356 CASING</b>					
	1 1/16 in. x 2-1/4 in. x 16 ft.	41181816005B	16 ft.	16	256	50
	<b>RB3 CASING</b>					
	1-7/64 in. x 3-7/16 in. x 16 ft.	41171716005B	16 ft.	8	128	55
	<b>BACK BAND</b>					
	1-3/16 in. x 4-1/2 in. x 16 ft.	41090916005B	16 ft.	4	64	45
	<b>ADJUSTABLE BACK BAND</b>					
	1-11/32 in. x 1-13/32 in. x 16 ft.	41161916005B	16 ft.	10	160	50
	<b>COVE MOULDING</b>					
	3/4 in. x 3/4 in. x 16 ft.	41192116005B	16 ft.	50	800	60
	<b>INSIDE CORNER POST</b>					
	1-1/4 in. x 1-1/4 in. x 10 ft.	41010110005B	10 ft.	9	90	30

†Weights include carton.

## Special Order Profiles

Special Order Profiles must be ordered in full carton quantities.  
Extended lead times will apply. Contact your CertainTeed Territory Manager  
for product guidelines, minimum quantities and pricing.

Smooth, Satin Finish, Natural White			CARTONS			
	Nominal/Actual	Order Number	Length	PCS/CTN	LF/CTN	Weight† lbs/CTN
	<b>FLANGED BRICKMOULD</b>					
	1-1/4 in. x 3 in. x 17 ft.	41024617005B	17 ft.	12	204	100
	<b>FLORIDA BRICKMOULD</b>					
	11/16 in. x 1-5/8 in. x 17 ft.	41020317005B	17 ft.	28	476	140
	<b>#181 PAINT GRADE BRICKMOULD</b>					
	1-1/4 in. x 2 in. x 17 ft.	41025116005B	17 ft.	14	238	105
	<b>#49 CROWN SCANT</b>					
	9/16 in. x 3-5/8 in. x 16 ft.	41044016005B	16 ft.	8	128	50
	<b>#623 CENTURY BASEBOARD</b>					
	9/16 in. x 3-1/4 in. x 16 ft.	41075016005B	16 ft.	10	160	55
	<b>3" SHINGLE RAKE</b>					
	3/4 in. x 3-1/8 in. x 16 ft.	41114116005B	16 ft.	10	160	60
	<b>A-3 COLONIAL CASING</b>					
	1/2 in. x 2 in. x 16 ft.	41184216005B	16 ft.	36	576	100
	<b>A-6 CLASSIC CASING</b>					
	9/16 in. x 2-3/4 in. x 16 ft.	41184316005B	16 ft.	24	384	80
	<b>GARAGE DOOR STOP</b>					
	7/16 in. x 1-15/16 in. x 16 ft.	41224716005B	16 ft.	14	224	40
	<b>ATTIC (GABLE) VENT LOUVER</b>					
	11/16 in. x 3-1/2 in. x 16 ft.	41214416005B	16 ft.	7	112	60
	<b>ATTIC (GABLE) VENT SILL</b>					
	1-1/8 in. x 3-1/4 in. x 16 ft.	41214516005B	16 ft.	5	80	65
	<b>WINDOW SILL WITH CASING</b>					
	2.22 in. x 6-3/4 in. x 16 ft.	41134916005B	16 ft.	2	32	45
	<b>TRANSOM MULL</b>					
	1-1/16 in. x 1-1/2 in. x 16 ft.	41134816005B	16 ft.	12	192	80

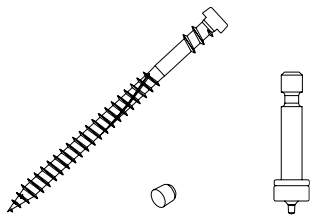
†Weights include carton.

## Adhesives

**TrimTight™ (Gorilla PVC™)**


Description	Order Number	CARTONS	
		PCS/CTN	Weight lbs/CTN
8 oz. Can	60302801001	10	9
16 oz. Can	60302601001	24	35

## Cortex® Hidden Fastening System


**Smooth – 2 in. Screws**

Description	Order Number	CARTONS	
		Boxes/CTN	Net Weight lbs/CTN
50 LF Box - 75 screws (2 in.), 100 plugs, 1 setting tool	63180130005C	10	11
250 LF Box - 375 screws (2 in.), 400 plugs, 3 setting tools	63180135005C	6	27
750 LF Box - 1,125 screws (2 in.), 1,200 plugs, 6 setting tools	63180140005C	1	15

**TrueTexture™ Woodgrain – 2 in. Screws**

Description	Order Number	CARTONS	
		Boxes/CTN	Net Weight lbs/CTN
50 LF Box - 75 screws (2 in.), 100 plugs, 1 setting tool	63380130005C	10	11
250 LF Box - 375 screws (2 in.), 400 plugs, 3 setting tools	63380135005C	6	27
750 LF Box - 1,125 screws (2 in.), 1,200 plugs, 6 setting tools	63380140005C	1	15


**Smooth – 2-3/4 in. Screws**

Description	Order Number	CARTONS	
		Boxes/CTN	Net Weight lbs/CTN
250 LF Box - 375 screws (2-3/4 in.), 400 plugs, 3 setting tools	63182335005C	6	27

**TrueTexture Woodgrain – 2-3/4 in. Screws**

Description	Order Number	CARTONS	
		Boxes/CTN	Net Weight lbs/CTN
250 LF Box - 375 screws (2-3/4 in.), 400 plugs, 3 setting tools	63382335005C	6	27

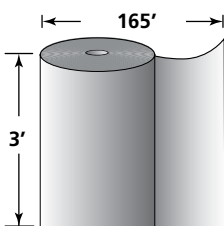
### 3' x 100' ROLL



**Product Code: 69230**

Finish: No Finish  
Length: 100'  
Width: 3'  
Thickness: 12.9 mils  
Rolls/Pallet: 144  
Sq. Ft./Roll: 300  
lbs./Roll: ≤ 7


### 3' x 165' ROLL



**Product Code: 69236**

Finish: No Finish  
Length: 165'  
Width: 3'  
Thickness: 12.9 mils  
Rolls/Pallet: 96  
Sq. Ft./Roll: 495  
lbs./Roll: ≤ 12

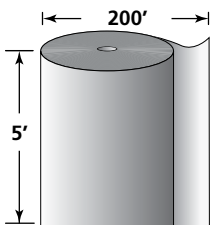
### 4.5' x 200' ROLL



**Product Code: 69231**

Finish: No Finish  
Length: 200'  
Width: 4.5'  
Thickness: 12.9 mils  
Rolls/Pallet: 32  
Sq. Ft./Roll: 900  
lbs./Roll: ≤ 20


### 5' x 200' ROLL



**Product Code: 69237**

Finish: No Finish  
Length: 200'  
Width: 5'  
Thickness: 12.9 mils  
Rolls/Pallet: 32  
Sq. Ft./Roll: 1,000  
lbs./Roll: ≤ 22

### 9' x 100' ROLL



**ASK ABOUT  
CO-BRANDING!**

**Product Code: 69232**

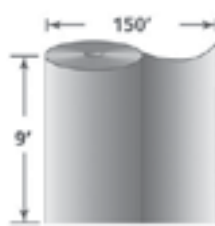
Finish: No Finish  
Length: 100'  
Width: 9'  
Thickness: 12.9 mils  
Rolls/Pallet: 40  
Sq. Ft./Roll: 900  
lbs./Roll: ≤ 21

9' x 100' is also available in a co-brand option.

### Product Code

Product Code	69230 3' x 100' Roll	69236 3' x 165' Roll	69231 4.5' x 200' Roll	69237 5' x 200' Roll	69232 9' x 100' Roll	69233 9' x 150' Roll
Sandstone Beige (15)	●	●	●	●	●	●

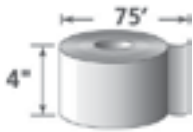
### 9' x 150' ROLL



**Product Code: 69233**

Finish: No Finish  
Length: 150'  
Width: 9'  
Thickness: 12.9 mils  
Rolls/Pallet: 36  
Sq. Ft./Roll: 1,350  
lbs./Roll: ≤ 31

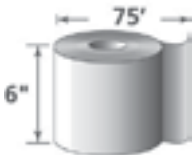
### CERTAFLASH™ BA 4" x 75' ROLL



**Product Code: 69916**  
 Finish: No Finish  
 Length: 75'  
 Width: 4"  
 Rolls/Case: 12  
 lbs./Roll: 3 (approx.)  
 Cases/Pallet: 36  
 lbs./Case: ≤ 33

For use around straight openings and penetrations

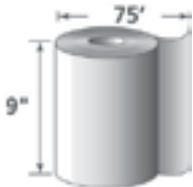
### CERTAFLASH™ BA 6" x 75' ROLL



**Product Code: 69917**  
 Finish: No Finish  
 Length: 75'  
 Width: 6"  
 Rolls/Case: 6  
 lbs./Roll: 4.5 (approx.)  
 Cases/Pallet: 30  
 lbs./Case: ≤ 27

For use around straight openings and penetrations

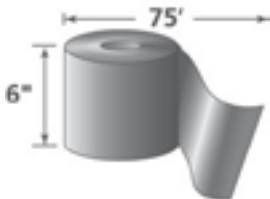
### CERTAFLASH™ BA 9" x 75' ROLL



**Product Code: 69918**  
 Finish: No Finish  
 Length: 75'  
 Width: 9"  
 Rolls/Case: 4  
 lbs./Roll: 6.5 (approx.)  
 Cases/Pallet: 36  
 lbs./Case: ≤ 26

For use around straight openings and penetrations

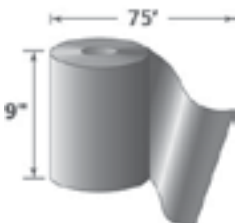
### CERTAFLASH™ FLEX 6" x 75' ROLL



**Product Code: 69919**  
 Finish: No Finish  
 Length: 75'  
 Width: 6"  
 Rolls/Case: 3  
 lbs./Roll: 9 (approx.)  
 Cases/Pallet: 24  
 lbs./Case: ≤ 27

For use around curved and angular applications such as arched windows, doors, and window sills

### CERTAFLASH™ FLEX 9" x 75' ROLL



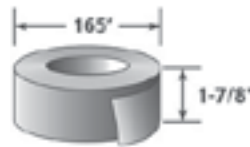
**Product Code: 69920**  
 Finish: No Finish  
 Length: 75'  
 Width: 9"  
 Rolls/Case: 2  
 lbs./Roll: 14.5 (approx.)  
 Cases/Pallet: 24  
 lbs./Case: ≤ 29

For use around curved and angular applications such as arched windows, doors, and window sills

≤ Heaviest weight listed

Product Code	69916 4" x 75' Roll	69917 6" x 75' Roll	69918 9" x 75' Roll	69919 6" x 75' Roll	69920 9" x 75' Roll	69921 1-7/8" x 165' Roll
Sandstone Beige (15)	●	●	●	●	●	●

### CERTATAPE™ CONSTRUCTION TAPE 1-7/8" x 165' ROLL



**Product Code: 69921**  
 Finish: No Finish  
 Length: 165'  
 Width: 1-7/8"  
 Rolls/Case: 24  
 lbs./Roll: 1 (approx.)  
 Cases/Pallet: 48  
 lbs./Case: ≤ 18

For use to seal overlaps, seams, and penetrations



## Tools

## Tools

### SHINGLE REPAIR KIT

**Product Code: 57994**

Finish: No Finish

Kits/Ctn.: 24

Cartons/Pallet: 60

lbs./Ctn.: ≤ 3



Use one kit to repair one Perfection, Half-Round or Rough-Split panel

### SNAPLOCK PUNCH

**Product Code: 57995**

Finish: No Finish

Pieces/Ctn.: 1

Cartons/Pallet: 50

lbs./Ctn.: ≤ 1



### DELUXE SNAPLOCK PUNCH

**Product Code: 57996**

Finish: No Finish

Pieces/Ctn.: 1

Cartons/Pallet: 50

lbs./Ctn.: ≤ 1



### NAIL SLOT PUNCH

**Product Code: 57997**

Finish: No Finish

Pieces/Ctn.: 1

Cartons/Pallet: 50

lbs./Ctn.: ≤ 1



### ZIP TOOL

**Product Code: 57998**

Finish: No Finish

Pieces/Ctn.: 1

Cartons/Pallet: 150

lbs./Ctn.: ≤ 1



Panel removal tool for vinyl siding except Monogram

### Product Code

57994	57995	57996	57997	57998	57999
Shingle Repair Kit	Snaplock Punch	Deluxe Snaplock Punch	Nail Slot Punch	Zip Tool	Monogram Zipper Tool
No Color	●	●	●	●	●

### MONOGRAM® ZIPPER TOOL

**Product Code: 57999**

Finish: No Finish

Pieces/Ctn.: 1

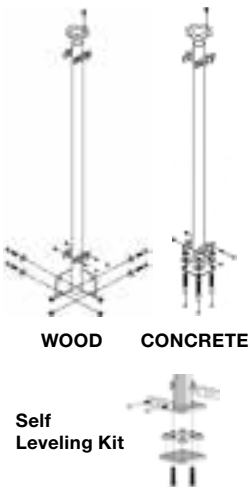
Cartons/Pallet: 50

lbs./Ctn.: ≤ 1




Panel removal tool for Monogram siding only

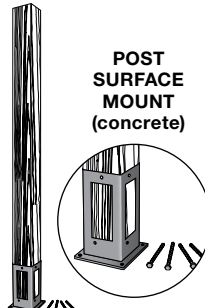
**For Oxford Routed System – Without Brackets**

	Catalog No.	Routed Post Support Options	Packaged Quantity	Weight
	71450	Post Support Kit (concrete), flat (37-1/2" actual height), for routed system only	1	8.0
	71451	Post Support Kit (concrete), flat (43-1/2" actual height), for routed system only	1	8.0
	71452	Post Support Kit (concrete), stair (48" actual height), for routed system only	1	11.0
	71455	Post Support Kit (wood), flat (42-1/2" actual height)	1	9.5
	71456	Post Support Kit (wood), flat (49-1/2" actual height)	1	9.5
	71457	Post Support Kit (wood), stair (54" actual height) Kit includes: welded pipe & plate; (2) E-Z set brackets, railing plate & screw; concrete anchors (concrete mount) or bolts (wood mount); nuts & washers	1	9.5
	714603	Self Leveling Kit for Concrete Post Support Kits Kit includes: leveling plate and hardware	1	2.0
	714604	Stainless Steel Hardware Pack for Concrete Post Support Kit Kit excludes The Mount	1	4.0

**For Bracketed Systems – Oxford and Kingston**

	Catalog No.	Bracketed Post Support Options	Packaged Quantity	Weight
	71455	Post Support Kit (wood), flat (42-1/2" actual height)	1	9.5
	71456	Post Support Kit (wood), flat (49-1/2" actual height)	1	9.5
	71457	Post Support Kit (wood), stair (54" actual height) Kit includes: welded pipe & plate; (2) E-Z set brackets, railing plate & screw, concrete anchors (concrete mount) or bolts (wood mount), nuts & washers	1	9.5
	714610	EZ Set II Bracketed Post Support Kit (concrete), flat (37-1/2 actual height) Kit includes: welded pipe & plate, (4) internal blocks, hardware and concrete anchors	1	8.0
	714611	EZ Set II Bracketed Post Support Kit (concrete), flat (43-1/2 actual height) Kit includes: welded pipe & plate, (4) internal blocks, hardware and concrete anchors	1	8.0
	714603	Self Leveling Kit for Concrete Post Support Kits Kit includes: leveling plate and hardware	1	2.0
	714604	Stainless Steel Hardware Pack for Concrete Post Support Kit Kit excludes The Mount	1	4.0
	714615	The Mount 36" height (includes 4" molded PVC guides)	1	12.0
	714616	The Mount 42" height (includes 4" molded PVC guides)	1	14.0
	714617	The Mount Mounting Hardware for Wood & Composite Applications Kit includes: (4) 5/16-18x1" bolts; (4) 5/16-18x6" bolts; (8) flat, SAE washers; (4) #10x3/4" self drilling screws; (1) post mount leveling plate; (1) post mount mounting plate; (4) 5/16-18 hex nuts; (1) bag of (16) #10x1.000 self drilling screws; (1) instruction sheet	1	3.6
	714618	The Mount Mounting Hardware for Concrete Applications Kit includes: (4) 5/16-18x1" bolts; (8) flat, SAE washers; (4) #10x3/4" self drilling screws; (1) post mount leveling plate; (1) bag of (16) #10x1.000 self drilling screws; (4) concrete anchors; (1) instruction sheet	1	1.5

**For Bracketed Systems – Panorama**

	Catalog No.	Bracketed Post Support Options	Packaged Quantity	Weight
	70818	Post Surface Mount with Wood Insert Includes: 4"x 4" wood insert, mounting hardware for concrete surface and steel mounting plate	1	8.0

Boxed Railing Kits						Packaged	
Catalog No.	(include top + bottom rails and balusters)		White	Almond	Clay	Quantity	Wt.
FLAT			Actual Length				
Flat Sections							
20970	6' Oxford Section, Square Balusters	71-1/2"	•	•	•	1	28.9
20978	8' Oxford Section, Square Balusters	95-1/2"	•	•	•	1	31.6
20986	10' Oxford Section, Square Balusters	119-1/2"	•	•	•	1	36.0
20972	6' Oxford Section, Colonial Balusters	71-1/2"	•	•		1	28.9
20980	8' Oxford Section, Colonial Balusters	95-1/2"	•	•		1	31.6
20988	10' Oxford Section, Colonial Balusters	119-1/2"	•	•		1	36.0
STAIR							
Stair Sections							
20971	6' Oxford Section, Square Balusters	71-1/2"	•	•	•	1	25.7
20979	8' Oxford Section, Square Balusters	95-1/2"	•	•	•	1	28.4
20987	10' Oxford Section, Square Balusters	119-1/2"	•	•	•	1	36.0
20973	6' Oxford Section, Colonial Balusters	71-1/2"	•	•		1	25.7
20981	8' Oxford Section, Colonial Balusters	95-1/2"	•	•		1	28.4
20989	10' Oxford Section, Colonial Balusters	119-1/2"	•	•		1	36.0

Oxford Boxed Kits Without Brackets can be used with either brackets or routed post system.

Catalog No. Posts			White	Almond	Clay	Packaged	Wt.
Square Posts - Flat						Quantity	
66153	End Post Flat (a) - 4" x 4" x 38"		•	•	•	1	4.0
66152	Line Post Flat (b) - 4" x 4" x 38"		•	•	•	1	4.0
66151	Corner Post Flat (c) - 4" x 4" x 38"		•	•	•	1	4.0
66156	Line Post 45° (g) - 4" x 4" x 38"		•	•	•	1	4.0
649538	Blank Post - 4" x 4" x 38"		•	•	•	1	4.1
Newel Posts - Flat							
749038	Blank Post - 4" x 4" x 38"		•			1	4.0
Square Posts - Stair							
64631L	Flat to Stair Corner Post Left (d) - 4" x 4" x 38"		•	•	•	1	4.0
64631R	Flat to Stair Corner Post Right (e) - 4" x 4" x 38"		•	•	•	1	4.0
66252	Line Post Stair (f) - 4" x 4" x 48"		•	•	•	1	5.0
64632	Flat to Stair Line Post (h) - 4" x 4" x 38"		•	•	•	1	4.0
66253	End Post Stair (i) - 4" x 4" x 48"		•	•	•	1	5.0
66558	Inground End Post Stair - 4" x 4" x 75"		•	•	•	1	7.0
649548	Blank Post - 4" x 4" x 48"		•	•	•	1	5.2
Newel Posts - Stair							
749044	Blank Post - 4" x 4" x 44"		•			1	4.5

Refer to page 65 for mounting hardware and gate information.

Refer to page 70 for finishing accessories.

Refer to page 76 for porch posts, columns and post wraps.

Almond Color: specify "AL" after part number.  
Clay Color: specify "C" after part number.

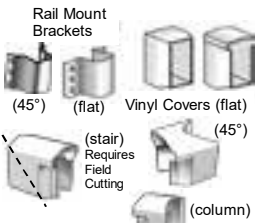

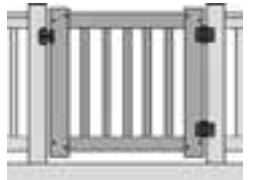
Boxed Railing Kits						Packaged	
Catalog No.	(include top + bottom rails and balusters)		White	Almond	Clay	Quantity	Wt.
FLAT							
Flat Sections			Actual Length				
20974	6' Oxford Section, Square Balusters	71-1/2"	•	•	•	1	31.1
20982	8' Oxford Section, Square Balusters	95-1/2"	•	•	•	1	36.0
20990	10' Oxford Section, Square Balusters	119-1/2"	•	•	•	1	37.8
20976	6' Oxford Section, Colonial Balusters	71-1/2"	•	•	•	1	31.1
20984	8' Oxford Section, Colonial Balusters	95-1/2"	•	•	•	1	36.0
20992	10' Oxford Section, Colonial Balusters	119-1/2"	•	•	•	1	37.8
STAIR							
Stair Sections							
20975	6' Oxford Section, Square Balusters	71-1/2"	•	•	•	1	27.3
20983	8' Oxford Section, Square Balusters	95-1/2"	•	•	•	1	36.0
20991	10' Oxford Section, Square Balusters	119-1/2"	•	•	•	1	37.8
20977	6' Oxford Section, Colonial Balusters	71-1/2"	•	•	•	1	27.3
20985	8' Oxford Section, Colonial Balusters	95-1/2"	•	•	•	1	36.0
20993	10' Oxford Section, Colonial Balusters	119-1/2"	•	•	•	1	37.8

Oxford Boxed Kits Without Brackets can be used with either brackets or routed post system.

Boxed Railing Kits						Packaged	
Catalog No.	Square Posts		White	Almond	Clay	Quantity	Wt.
Flat Posts							
66163	End Post Flat (a) - 4" x 4" x 44"	•	•	•	•	1	5.0
66162	Line Post Flat (b) - 4" x 4" x 44"	•	•	•	•	1	5.0
66161	Corner Post Flat (c) - 4" x 4" x 44"	•	•	•	•	1	5.0
66166	Line Post 45' (g) - 4" x 4" x 44"	•	•	•	•	1	5.0
649544	Blank Post - 4" x 4" x 44"	•	•	•	•	1	4.7
Stair Posts							
64641L	Flat to Stair Corner Post Left (d) - 4" x 4" x 44"	•	•	•	•	1	4.5
64641R	Flat to Stair Corner Post Right (e) - 4" x 4" x 44"	•	•	•	•	1	4.5
66462	Line Post Stair (f) - 4" x 4" x 51-1/2"	•	•	•	•	1	4.5
64642	Flat to Stair Line Post (h) - 4" x 4" x 44"	•	•	•	•	1	4.5
66463	End Post Stair (i) - 4" x 4" x 51-1/2"	•	•	•	•	1	5.5
66568	Inground End Post Stair - 4" x 4" x 75"	•	•	•	•	1	7.5
649552	Blank Post - 4" x 4" x 51-1/2"	•	•	•	•	1	5.7

Refer to page 66 for mounting hardware and gate information.

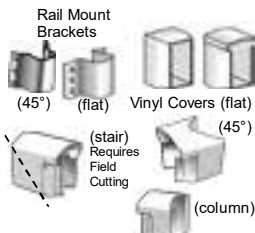
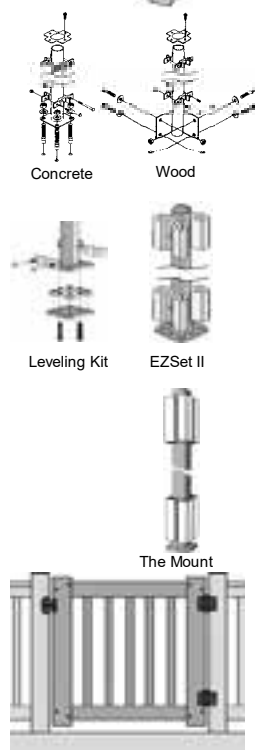
Refer to page 70 for finishing accessories.

	Catalog No.	Mounting Hardware	White	Almond	Clay	Packaged Quantity	Wt.
	Bracket Hardware Options						
	71348	T-Rail Rail Mount Hardware Pack, flat*	•	•	•	1	1.0
	71349	T-Rail Rail Mount Hardware Pack, stair*	•	•	•	1	1.0
	71343	T-Rail Rail Mount Hardware Pack, 45°*	•	•	•	1	1.1
	71344	T-Rail Rail Mount Hardware Pack, column**	•	•	•	1	0.5
		*Pack includes: 4 aluminum brackets, 2 2x4 and 2 T-Rail vinyl covers, screws **Pack includes: 2 aluminum brackets, 1 2x4 and 1 T-Rail vinyl cover, screws					
	Post Support Options						
	71450	Post Support Kit (concrete), flat (37-1/2" actual height), for routed system only				1	8.0
	71452	Post Support Kit (concrete), stair (48" actual height), for routed system only				1	11.0
	71455	Post Support Kit (wood), flat (42-1/2" actual height)				1	9.5
	71457	Post Support Kit (wood), stair (54" actual height) Kit includes: Welded pipe & plate, (2) EZ set brackets, railing plate & screw, concrete anchors (concrete mount) or bolts (wood mount), nuts & washers				1	9.5
	714610	EZ Set II Bracketed Post Support Kit (concrete), flat (37-1/2" actual height) Kit includes: Welded pipe and plate, (4) internal blocks, hardware and concrete anchors				1	8.0
	714604	Stainless Steel Hardware Pack for Concrete Post Support Kits excludes The Mount				1	4.0
	714603	Self Leveling Kit for Concrete Post Support Kits Kit includes: Leveling plate and hardware				1	2.0
	714615	The Mount 36" height (includes 4" molded pvc guides)				1	12.0
	714617	The Mount Mounting Hardware for Wood & Composite Applications Kit includes: (4) 5/16-18x1" bolts; (4) 5/16-18x6" bolts; (8) flat, SAE washers; (4) #10x3/4" self drilling screws; (1) post mount leveling plate; (1) post mount mounting plate; (4) 5/16-18 hex nuts; (1) bag of (16) #10x1.000 self drilling screws; (1) instruction sheet				1	3.6
	714618	The Mount Mounting Hardware for Concrete Applications Kit includes: (4) 5/16-18x1" bolts; (8) flat, SAE washers; (4) #10x3/4" self drilling screws; (1) post mount leveling plate; (1) bag of (16) #10x1.000 self drilling screws; (4) concrete anchors; (1) instruction sheet  For complete installation of The Mount, order both The Mount and either Hardware kit, depending upon application.				1	1.5
	Catalog No.	Gates (builds up to 60" wide gate)	White	Almond	Clay	Packaged Quantity	Box Wt.
	631021	3' Oxford Gate Kit, Square Balusters	•	•	•	1	35.7
	631022	3' Oxford Gate Kit, Colonial Balusters Kit includes: (2) aluminum reinforced uprights, (2) upright caps, (2) 2x4 aluminum reinforced rails, (10) balusters, (16) stainless steel screws, (2) self-closing gate hinges, (1) gate latch.	•	•	•	1	36.3
	Catalog No.	Replacement Packs	White	Almond	Clay	Packaged Quantity	Box Wt.
	28504	Oxford 8' Rail Pack, Flat	•	•	•	1	17.0
	28508	Oxford 8' Rail Pack, Stair	•	•	•	1	17.0
	37153	Square Baluster Replacement Pack, 39-1/4"	•	•	•	19	13.4
	37142	Colonial Baluster Replacement Pack, 33-1/4" * Square 39-1/4" baluster requires field cutting for 3'	•	•	•	19	13.4

Refer to page 70 for finishing accessories.

Refer to page 76 for porch posts, columns and post wraps.


Almond Color: specify "AL" after part number.  
Clay Color: specify "C" after part number.

	Catalog No.	Mounting Hardware	White	Almond	Clay	Packaged Quantity	Box Wt.
	Bracket Hardware Options						
	71348	T-Rail Rail Mount Hardware Pack, flat*	•	•	•	1	1.0
	71349	T-Rail Rail Mount Hardware Pack, stair*	•	•	•	1	1.0
	71343	T-Rail Rail Mount Hardware Pack, 45°	•	•	•	1	1.1
	71344	T-Rail Rail Mount Hardware Pack, column**	•	•	•	1	0.5
	*Pack includes: 4 aluminum brackets, 2 2x4 and 2 T-Rail vinyl covers, screws						
	**Pack includes: 2 aluminum brackets, 1 2x4 and 1 T-Rail vinyl cover, screws						
	Post Support Options						
	71451	Post Support Kit (concrete), flat (43-1/2" actual height), for routed system only				1	8.0
	71452	Post Support Kit (concrete), stair (48" actual height), for routed system only				1	11.0
	71456	Post Support Kit (wood), flat (49-1/2" actual height)				1	9.5
	71457	Post Support Kit (wood), stair (54" actual height) Kit includes: Welded pipe & plate, (2) EZ set brackets, railing plate & screw, concrete anchors (concrete mount) or bolts (wood mount), nuts & washers				1	9.5
	714611	EZ Set II Bracketed Post Support Kit (concrete), flat (43-1/2" actual height) Kit includes: Welded pipe and plate, (4) internal blocks, hardware and concrete anchors				1	8.0
	714604	Stainless Steel Hardware Pack for Concrete Post Support Kits excludes The Mount				1	4.0
	714603	Self Leveling Kit for Concrete Post Support Kits Kit includes: Leveling plate and hardware				1	2.0
	714616	The Mount 42" height (includes 4" molded pvc guides)				1	14.0
	714617	The Mount Mounting Hardware for Wood & Composite Applications Kit includes: (4) 5/16-18x1" bolts; (4) 5/16-18x6" bolts; (8) flat, SAE washers; (4) #10x3/4" self drilling screws; (1) post mount leveling plate; (1) post mount mounting plate; (4) 5/16-18 hex nuts; (1) bag of (16) #10x1.000 self drilling screws; (1) instruction sheet				1	3.6
	714618	The Mount Mounting Hardware for Concrete Applications Kit includes: (4) 5/16-18x1" bolts; (8) flat, SAE washers; (4) #10x3/4" self drilling screws; (1) post mount leveling plate; (1) bag of (16) #10x1.000 self drilling screws; (4) concrete anchors; (1) instruction sheet				1	1.5
	For complete installation of The Mount, order both The Mount and either Hardware kit, depending upon application.						
	Catalog No. Gates (builds up to 60" wide gate)		White	Almond	Clay	Packaged Quantity	Box Wt.
	631023	3-1/2' Oxford Gate Kit, Square Balusters	•	•	•	1	39.3
	631024	3-1/2' Oxford Gate Kit, Colonial Balusters Kit includes: (2) aluminum reinforced uprights, (2) upright caps, (2) 2x4 aluminum reinforced rails, (10) balusters, (16) stainless steel screws, (2) self-closing gate hinges, (1) gate latch.	•	•	•	1	38.7
	Catalog No. Replacement Packs		White	Almond	Clay	Packaged Quantity	Box Wt.
	28504	Oxford 8' Rail Pack, Flat	•	•	•	1	17.0
	28508	Oxford 8' Rail Pack, Stair	•	•	•	1	17.0
	37153	Square Baluster Replacement Pack, 39-1/4"	•	•	•	19	13.4
	37143	Colonial Baluster Replacement Pack, 39-1/4"	•	•	•	19	13.4
		* Square 39-1/4" baluster requires field cutting for 3'					


Refer to page 70 for finishing accessories.

Refer to page 76 for porch posts, columns and post wraps.

## Oxford - Glass Railing

	3-1/2' Glass System Rail Packs				Packaged			
	Catalog No.	(include top + bottom rails)	Actual Length	White	Almond	Clay	Quantity	Wt.
	28513	6' Oxford Rail Pack, Flat	71-1/2"	•	•	•	1	24.0
	28517	6' Oxford Rail Pack, Stair	71-1/2"	•	•	•	1	26.0
	Routed for Glass Balusters							
	Glass System Baluster Packs						Packaged	
	Catalog No.	(for flat and stair sections)					Quantity	Wt.
	71370F	Glass Balusters 6' Pack 4" x 3/8" x 38-1/4", Clear					8	33.1
	71370FG	Glass Balusters 6' Pack 4" x 3/8" x 38-1/4", Smoked					8	33.1
	Refer to pages 64 & 66 for post & mounting hardware.							

## Oxford - Steep Stair



Steep Stair Rail Packs* 37°-42° Applications			Actual Length				Packaged	
Catalog No.	(include top + bottom rails)			White	Almond	Clay	Quantity	Wt.
28393	6' Oxford Rail Pack, Stair		71-1/2"	•	•	•	1	14.5
28394	8' Oxford Rail Pack, Stair		95-1/2"	•	•	•	1	18.0
Routed for steep stair (37° - 42°) applications.								
Steep Stair Baluster Packs						Packaged		
Catalog No.	(include section quantities of balusters)			White	Almond	Clay	Quantity	Wt.
37159F	Square Baluster 6' Pack, 37-3/4"			•	•	•	11	9.5
37161F	Square Baluster 8' Pack, 37-3/4"			•	•	•	15	12.9
*Works with routed system only. Requires use of stair post support kit at posts d and e. Refer to pages 64 & 66 for post information.								

## Oxford - Replacement Packs

	Catalog No.	Replacement Packs Oxford Railing	White	Almond	Clay	Packaged	Box
	28504	Oxford 8' Rail Pack, Flat	•	•	•	Quantity	Wt.
	28508	Oxford 8' Rail Pack, Stair	•	•	•	1	17.0
	37153F	Square Baluster Replacement Pack, 39-1/4"	•	•	•	19	13.4
	37142F	Colonial Baluster Replacement Pack, 33-1/4"	•	•	•	19	13.4
	37143F	Colonial Baluster Replacement Pack, 39-1/4"	•	•	•	19	13.4
	* Square 39-1/4" baluster requires field cutting for 3'						

Refer to page 70 for finishing accessories.

Refer to page 76 for Porch Post section for porch posts, columns and post wraps.

Almond Color: specify "AL" after part number.

Clay Color: specify "C" after part number.

Smoked Color: specify "G" after part number.

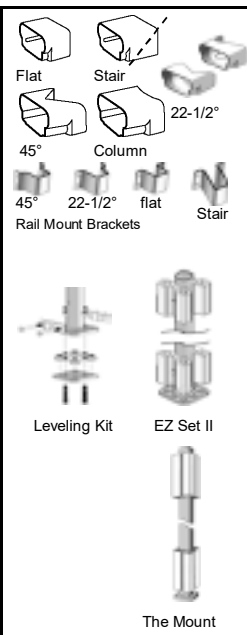
# Kingston Boxed Kits With Brackets

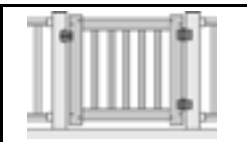
3' High / 6', 8' & 10' Wide

Vinyl Railing

 <div>Square</div> <div>Traditional</div>	Boxed Railing Kits						Packaged		
	Catalog No.	Includes: top + bottom rails, balusters, crush block & rail mount bracket hardware			White	Almond	Clay	Quantity	Wt.
	FLAT		Sections with Flat Brackets	Actual Length					
	285006	6' Kingston Section, Square Balusters	68-1/2"	•	•	•	1	22.1	
	285008	8' Kingston Section, Square Balusters	92-1/2"	•	•	•	1	30.2	
	285010	10' Kingston Section, Square Balusters	116-1/2"	•	•	•	1	36.4	
	285206	6' Kingston Section, Traditional Balusters	68-1/2"	•	•	•	1	22.1	
	285208	8' Kingston Section, Traditional Balusters	92-1/2"	•	•	•	1	30.2	
	285210	10' Kingston Section, Traditional Balusters	116-1/2"	•	•	•	1	36.4	
	STAIR		Sections with Stair Brackets (crush block not required)						
	286006	6' Kingston Section, Square Balusters	68-1/2"	•	•	•	1	20.9	
	286008	8' Kingston Section, Square Balusters	92-1/2"	•	•	•	1	28.4	
	286206	6' Kingston Section, Traditional Balusters	68-1/2"	•	•	•	1	20.9	
	286208	8' Kingston Section, Traditional Balusters	92-1/2"	•	•	•	1	28.4	
STEEP STAIR		Sections with Steep Stair Brackets (crush block not required)							
296006	6' Kingston Section, Square Balusters	68-1-1/2"	•	•	•	1	20.9		
296008	8' Kingston Section, Square Balusters	92-1/2"	•	•	•	1	28.4		
296206	6' Kingston Section, Traditional Balusters	68-1-1/2"	•	•	•	1	20.9		
296208	8' Kingston Section, Traditional Balusters	92-1/2"	•	•	•	1	28.4		

	Catalog No.	Blank Posts	White	Almond	Clay	Packaged	Wt.
	649538	4" x 4" x 38" Square Post	•	•	•	1	4.1
	649544	4" x 4" x 44" Square Post	•	•	•	1	4.7
	749038	4" x 4" x 38" Newel Post	•	•	•	1	4.0

	Catalog No.	Mounting Hardware	White	Almond	Clay	Packaged	Wt.
	Bracket Hardware Options						
	704132	Kingston Rail Mount Hardware Pack, flat*	•	•	•	1	2.0
	704146	Kingston Rail Mount Hardware Pack, stair**	•	•	•	1	2.8
	704246	Kingston Rail Mount Hardware Pack, steep stair**	•	•	•	1	3.0
	704147	Kingston Rail Mount Hardware Pack, column***	•	•	•	1	1.4
	704145	Kingston Rail Mount Hardware Pack, 45° *	•	•	•	1	2.8
	704143	Kingston Rail Mount Hardware Pack, 22-1/2° *	•	•	•	1	2.8
	*Pack Includes: (4) aluminum brackets, (4) vinyl covers, (1) crush block & screws						
	**Pack Includes: (4) aluminum brackets, (4) vinyl covers & screws						
	***Pack Includes: (2) aluminum brackets, (2) vinyl covers, (1) crush block & screws						
	Post Support Options						
	714610	EZ Set II Bracketed Post Support Kit (concrete), flat (37-1/2" actual height) Kit includes: Welded pipe and plate, (4) internal blocks, hardware and concrete anchors				1	8.0
	714603	Self Leveling Kit for Concrete Post Support Kits Kit includes: Leveling plate and hardware				1	2.0
	714604	Stainless Steel Hardware Pack for Concrete Post Support Kits				1	4.0
	714615	The Mount 36" height (includes 4" molded pvc guides)				1	12.0
	714617	The Mount Mounting Hardware for Wood & Composite Applications Kit includes: (4) 5/16-18x1" bolts; (4) 5/16-18x6" bolts; (8) flat, SAE washers; (4) #10x3/4" self drilling screws; (1) post mount leveling plate; (1) post mount mounting plate; (4) 5/16-18 hex nuts; (1) bag of (16) #10x1.000 self drilling screws; (1) instruction sheet				1	3.6
	714618	The Mount Mounting Hardware for Concrete Applications Kit includes: (4) 5/16-18x1" bolts; (8) flat, SAE washers; (4) #10x3/4" self drilling screws; (1) post mount leveling plate; (1) bag of (16) #10x1.000 self drilling screws; (4) concrete anchors; (1) instruction sheet				1	1.5
	For complete installation of The Mount, order both The Mount and either Hardware kit, depending upon application.						

	Catalog No.	Gates (builds up to 60" wide gate)	White	Almond	Clay	Packaged	Box
	631011	3' Kingston Gate Kit, Square Balusters	•	•	•	1	34.3
	631012	3' Kingston Gate Kit, Traditional Balusters Kit includes: (2) aluminum reinforced uprights, (2) upright caps, (2) 2x3-1/2 aluminum reinforced rails, (10) balusters, (16) stainless steel screws, (2) self-closing gate hinges, (1) gate latch.	•	•	•	1	35.3

	Catalog No.	Replacement Packs	White	Almond	Clay	Packaged	Box
	284195	Kingston 8' Rail Pack, Flat	•	•	•	2	17.0
	284196	Kingston 8' Rail Pack, Stair	•	•	•	2	17.0
	284296	Kingston 8' Rail Pack, Steep Stair	•	•	•	2	17.0
	389218F	Square Baluster Replacement Pack, 39-1/4"	•	•	•	18	13.4
	371018F	Traditional Baluster Replacement Pack, 33-1/4" *39-1/4" Baluster may require field cutting	•	•	•	18	9.9

Refer to page 70 for finishing accessories.

Refer to page 76 for porch posts, columns and post wraps.

Almond Color: specify "AL" after part number.

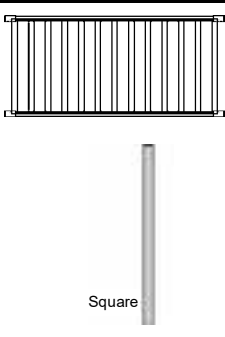
Clay Color: specify "C" after part number.



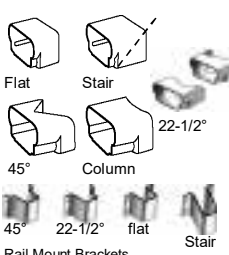
# Kingston Boxed Kits With Brackets


3-1/2' High / 6', 8' & 10' Wide

Vinyl Railing

 <div>Square</div>	Boxed Railing Kits						Packaged	
	Catalog No.	Includes: top + bottom rails, balusters, crush block & rail mount bracket hardware		White	Almond	Clay	Quantity	Wt.
	FLAT Sections with Flat Brackets		Actual Length					
	285016	6' Kingston Section, Square Balusters	68-1/2"	•	•	•	1	22.1
	285018	8' Kingston Section, Square Balusters	92-1/2"	•	•	•	1	30.2
	285020	10' Kingston Section, Square Balusters	116-1/2"	•	•	•	1	36.4
	STAIR Sections with Stair Brackets (crush block not required)							
	286306	6' Kingston Section, Square Balusters	68-1/2"	•	•	•	1	22.1
	286308	8' Kingston Section, Square Balusters	92-1/2"	•	•	•	1	30.2
	STEEP STAIR Sections with Steep Stair Brackets (crush block not required)							
	296306	6' King Section, Square Balusters	68-1-1/2"	•	•	•	1	22.1
	296308	8' King Section, Square Balusters	92-1/2"	•	•	•	1	30.2

	Blank Posts					Packaged	
	Catalog No.		White	Almond	Clay	Quantity	Wt.
	649544	4" x 4" x 44" Square Post	•	•	•	1	4.7
	649548	4" x 4" x 48" Square Post	•	•	•	1	4.1
	649552	4" x 4" x 52" Square Post	•	•	•	1	4.0

	Mounting Hardware					Packaged	
	Catalog No.		White	Almond	Clay	Quantity	Wt.
	Bracket Hardware Options						
	704132	Kingston Rail Mount Hardware Pack, flat*	•	•	•	1	2.0
	704146	Kingston Rail Mount Hardware Pack, stair**	•	•	•	1	2.8
	704246	Kingston Rail Mount Hardware Pack, steep stair**	•	•	•	1	3.0
	704147	Kingston Rail Mount Hardware Pack, column***	•	•	•	1	1.4
	704145	Kingston Rail Mount Hardware Pack, 45° *	•	•	•	1	2.8
	704143	Kingston Rail Mount Hardware Pack, 22-1/2° *	•	•	•	1	2.8
	*Pack Includes: (4) aluminum brackets, (4) vinyl covers, (1) crush block & screws						
	**Pack Includes: (4) aluminum brackets, (4) vinyl covers & screws						
	***Pack Includes: (2) aluminum brackets, (2) vinyl covers, (1) crush block & screws						
	Post Support Options						
	714611	EZ Set II Bracketed Post Support Kit (concrete), flat (43-1/2" actual height) Kit includes: Welded pipe and plate, (4) internal blocks, hardware and concrete anchors				1	8.0
	714603	Self Leveling Kit for Concrete Post Support Kits Kit includes: Leveling plate and hardware				1	2.0
	714604	Stainless Steel Hardware Pack for Concrete Post Support Kits				1	4.0
	714616	The Mount 42" height (includes 4" molded pvc guides)				1	14.0
	714617	The Mount Mounting Hardware for Wood & Composite Applications Kit includes: (4) 5/16-18x1" bolts; (4) 5/16-18x6" bolts; (8) flat, SAE washers; (4) #10x3/4" self drilling screws; (1) post mount leveling plate; (1) post mount mounting plate; (4) 5/16-18 hex nuts; (1) bag of (16) #10x1.000 self drilling screws; (1) instruction sheet				1	3.6
	714618	The Mount Mounting Hardware for Concrete Applications Kit includes: (4) 5/16-18x1" bolts; (8) flat, SAE washers; (4) #10x3/4" self drilling screws; (1) post mount leveling plate; (1) bag of (16) #10x1.000 self drilling screws; (4) concrete anchors; (1) instruction sheet For complete installation of The Mount, order both The Mount and either Hardware kit, depending upon application.				1	1.5

	Gates (builds up to 60" wide gate)					Packaged	
	Catalog No.		White	Almond	Clay	Quantity	Box Wt.
	631013	3-1/2' Kingston Gate Kit, Square Balusters Kit includes: (2) aluminum reinforced uprights, (2) upright caps, (2) 2x3-1/2 aluminum reinforced rails, (10) balusters, (16) stainless steel screws, (2) self-closing gate hinges, (1) gate latch.	•	•	•	1	37.5

	Replacement Packs					Packaged	
	Catalog No.		White	Almond	Clay	Quantity	Box Wt.
	284195	Kingston 8' Rail Pack, Flat	•	•	•	2	17.0
	284196	Kingston 8' Rail Pack, Stair	•	•	•	2	17.0
	284296	Kingston 8' Rail Pack, Steep Stair	•	•	•	2	17.0
	389218F	Square Baluster Replacement Pack, 39-1/4"	•	•	•	18	13.4
	*39-1/4" Baluster may require field cutting						

Refer to page 70 for finishing accessories.

Refer to page 76 for porch posts, columns and post wraps.

Almond Color: specify "AL" after part number.

Clay Color: specify "C" after part number.
















For more information call 800-233-8990

www.certainteed.com

## Finishing Accessories

**(for use with  
Vinyl Railing Systems)**

## Vinyl Railing

Catalog No.	Finishing Accessories	White	Almond	Clay	Min. Qty.	Ord. Wt.
<b>Caps and Trims</b>						
Gothic 	Flat Int. 	70409 Gothic Cap, External - 4" x 4"	•	•		1 0.6
		70411 Flat Cap, Internal - 4" x 4"	•	•	•	1 0.1
Ball 	Flat Ext. 	70492 Ball Cap, External - 4" x 4"	•	•		1 0.4
		70414 Flat Cap, External - 4" x 4"	•	•	•	1 0.3
		70426 New England Cap, External - 4" x 4"	•	•	•	1 0.5
New England 		70436 Newel King Cap - 4" x 4"	•			1 0.5
		70437 Newel Queen Cap - 4" x 4"	•			1 0.5
Post Trim 6"x6" 	Newel King 	70450 Matte Finish Decorative Post Trim - 4" x 4"	•	•	•	1 0.2
		70484 Decorative Post Trim - 5" x 5"	•		•	1 0.3
Deco Cap 	Newel Queen 	70401 Post Base Trim Cover, 2 piece - 4" x 4"	•	•	•	1 0.1
		70407 Porch Post Trim, 4 piece - 5" x 5"	•	•	•	1 0.5
		70480 Porch Post Trim, 4 piece - 4" x 4"	•	•		1 0.5
		73048 Post Trim, 4 piece - 6" x 6" - Works with all sizes		•		1 0.9
Decorative Post 		73047 Flat Pyramid Cap 6" x 6"	•			1 0.7
Flat Pyramid 		73007 Decorative Porch Post Bracket (gingerbread)	•			1 2.7
<b>Decorative Finish Caps (snap onto New England Cap)</b>						
Base Trim Cover 2 Piece 4"x4" 		70426BK Deco Cap - 4" x 4" Black			1	0.2
		70426BZ Deco Cap - 4" x 4" Antique Bronze			1	0.2
Porch Post Trim 5"x5" 						
Porch Post Trim 4"x4" 						
Decorative Porch Post Bracket 10 3/8" x 12 1/4" 						






		Blank Post (for use with Vinyl Railing Systems)	White	Almond	Clay	Packaged Quantity	Pack Wt.
		Square Posts					
<div>Square Post</div> <div>Newel Post</div>	649538	4" x 4" Post, 38" length	•	•	•	1	4.1
	649544	4" x 4" Post, 44" length	•	•	•	1	4.7
	649548	4" x 4" Post, 48" length	•	•	•	1	5.2
	649552	4" x 4" Post, 51-1/2" length	•	•	•	1	5.8
	6495107	4" x 4" Decorative Post Cover, 107" length	•	•	•	1	12.5
	5395107	5" x 5" Decorative Post Cover, 107" length	•	•		1	14.0
	73046	6" x 6" Decorative Post Cover, 120" length	•			1	13.0
	Newel Posts						
749038	4" x 4" Newel Post, 38" length	•			1	4.0	
749044	4" x 4" Newel Post, 44" length	•			1	4.5	

**Almond Color:** specify "AL" after part number.  
**Clay Color:** specify "C" after part number.

# Decorative Finishing Accessories

(for use with  
Vinyl Railing Systems)

Vinyl Railing

	Catalog No.	Decorative Post Caps and Trim	Packaged Quantity	Box Wt.
	840141	Antique Brown Decorative 4" x 4" Post Cap	1	0.5
	840142	Antique Copper Decorative 4" x 4" Post Cap	1	0.5
	840143	Antique Gold Decorative 4" x 4" Post Cap	1	0.5
	840144	Antique Gray Decorative 4" x 4" Post Cap	1	0.5
	840145	Patina Decorative 4" x 4" Post Cap	1	0.5
	830001	Antique Brown Decorative 4" x 4" Post Trim	1	0.3
	830002	Antique Copper Decorative 4" x 4" Post Trim	1	0.3
	830003	Antique Gold Decorative 4" x 4" Post Trim	1	0.3
	830004	Antique Gray Decorative 4" x 4" Post Trim	1	0.3
	830005	Patina Decorative 4" x 4" Post Trim	1	0.3
	Catalog No.	Solar Post Caps and Wedges	Packaged Quantity	Each Wt.
	840041	Antique Brown Solar 4" x 4" Post Cap	1	1.0
	840042	Antique Copper Solar 4" x 4" Post Cap	1	1.0
	840043	Antique Gold Solar 4" x 4" Post Cap	1	1.0
	840044	Antique Gray Solar 4" x 4" Post Cap	1	1.0
	840045	Patina Solar 4" x 4" Post Cap	1	1.0
	Solar Cap 5" x 5" Includes Adapter for 4" x 4" Posts			
	840031	Solar Cap 5" x 5" - White	1	2.0
	840032	Solar Cap 5" x 5" - Black	1	2.0
	840033	Solar Cap 5" x 5" - Copper	1	2.0
	840034	Solar Cap 5" x 5" - Stainless	1	2.0
	850031	Solar Wedge - White	1	1.0
	850032	Solar Wedge - Black	1	1.0
	850033	Solar Wedge - Copper	1	1.0
	850034	Solar Wedge - Stainless	1	1.0

# Panorama Boxed Kits With Brackets

3' High / 6' & 8' Wide

Composite Railing


Boxed Railing Kits Includes Top Rail, 2 Univ. Rails, Balusters, Crush Block, Rail Mount Bracket Hardware		White		Almond		Packaged Quantity	Wt.
Catalog No.		Actual Length					
<b>Flat Section</b>							
70003	6' x 36" Section, Square Composite Balusters	67-1/2"	•	•		1	41.0
70033	8' x 36" Section, Square Composite Balusters	92-1/2"	•	•		1	55.0
<b>Stair Section</b>							
70053	8' x 36" Section, Square Composite Balusters	92-1/2"	•	•		1	58.0

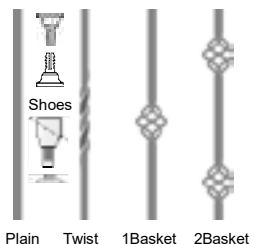
Catalog No. Posts and Post Accessories		White	Almond	Packaged Quantity	Wt.
70071	40" Post Sleeve	•	•	1	4.3
70073	54" Post Sleeve	•	•	1	5.8
70083	108" Porch Post Sleeve	•	•	1	10.3
70093	Post Cap and Trim Ring Kit	•	•	1	1.0
Kit includes: 1 Pyramid Post Cap + 1 Post Trim Ring					
70093BZ	Deco Cap** - 4-1/2" x 4-1/2" Antique Bronze			1	0.2
70093OB	Deco Cap** - 4-1/2" x 4-1/2" Oil-Rubbed Bronze			1	0.2
**Snap onto Panorama post cap					
<b>Post Support Options</b>					
70818	Post Surface Mount with Wood Insert Includes: 4"x4" wood Insert, mounting hardware for concrete surface, & steel mounting plate			1	8.0

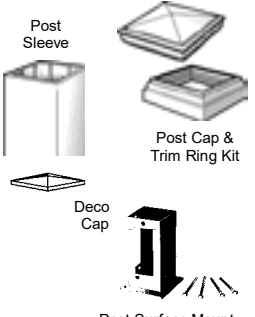
Catalog No. Replacement Kits/Master Carton		White	Almond	Packaged Quantity	Wt.
70108	Combo Replacement 96" Rail Kit - kit includes (1) top-rail, (2) undrilled universal rails at 96" lengths	•	•	3	25.7
70103	Replacement Kit - 92-1/2' Top Rail (carton of 6)	•	•	6	49.0
70113	Replacement Kit - 92-1/2' Universal Rail (pre-drilled, carton of 6)	•	•	6	49.0
70123	Replacement Kit - 92-1/2' Universal Rail (no drill, carton of 6)	•	•	6	49.0
70133	Replacement Kit - 42" Square Baluster (37" actual length, carton of 36) requires field cutting for 3' heights	•	•	36	60.0
80133	Crush Block	•	•	1	0.5
70150	Master Rail Mount Bracket Hardware Pack (includes 2-1/2" screws for composite balusters)	•	•	1	1.0


Refer to page 65 for vinyl gate option – suitable for use with Panorama.

Almond Color: specify "AL" after part number.

	Steel Baluster Rail Component Packs						Packaged	
	for use with Steel Balusters (sold separately)							
	Catalog No.	Includes Top Rail, 2 Univ. Rails, Crush Block, Rail Mount Bracket Hardware			White	Almond	Quantity	Wt.
	Flat			Actual Length				
	70213	6' Panorama Rail Pack, Flat		67-1/2"	•	•	1	19.4
70223	8' Panorama Rail Pack, Flat		92-1/2"	•	•	1	25.8	
Stair								
70233	8' Panorama Rail Pack, Stair		92-1/2"	•	•	1	25.6	

	Steel Baluster Component Packs						Packaged	
	mix & match to design your own section.							
	Catalog No.	Includes 10 of 1 style baluster (15 balusters/6' section and 21 balusters/8' section)			Antique Bronze	Oil-Rubbed Bronze	Quantity	Wt.
	70400	26.75" Steel Baluster 5/8" Pack, Square Straight			•	•	10	9.5
	70410	26.75" Steel Baluster 5/8" Pack, Square 1Basket			•	•	10	13.2
70420	26.75" Steel Baluster 5/8" Pack, Square 2Basket			•	•	10	16.5	
70430	26.75" Steel Baluster 5/8" Pack, Square Twist			•	•	10	9.5	
Baluster Shoe Packs (2 shoes/baluster)							Packaged Quantity	
80410	Steel Baluster Flat Shoe Bag, Black						20	0.5
80420	Steel Baluster Stair Shoe Bag, Black						20	1.7

	Steel Baluster Component Packs						Packaged	
	mix & match to design your own section.							
	Catalog No.	Posts and Post Accessories			White	Almond	Quantity	Wt.
	70071	40" Post Sleeve			•	•	1	4.3
	70073	54" Post Sleeve			•	•	1	5.8
	70083	108" Porch Post Sleeve			•	•	1	10.3
	70093	Post Cap and Trim Ring Kit			•	•	1	1.0
	Kit includes: 1 Pyramid Post Cap + 1 Post Trim Ring							
70093BZ	Deco Cap** - 4-1/2" x 4-1/2" Antique Bronze					1	0.2	
70093OB	Deco Cap** - 4-1/2" x 4-1/2" Oil-Rubbed Bronze					1	0.2	
**Snap onto Panorama post cap								
Post Support Options								
70818	Post Surface Mount with Wood Insert Includes: 4"x4" wood Insert, mounting hardware for concrete surface, & steel mounting plate						1	8.0

	Steel Baluster Component Packs						Packaged	
	mix & match to design your own section.							
	Catalog No.	Replacement Kits/Master Carton			White	Almond	Quantity	Wt.
70108	Combo Replacement 96" Rail Kit - kit includes (1) top-rail, (2) undrilled universal rails at 96" lengths			•	•	3	69.0	
70250	Steel and Colonial Baluster Section Master Rail Mount Bracket Hardware Pack (includes 42 of 3" screws for steel & colonial balusters)					1	0.8	

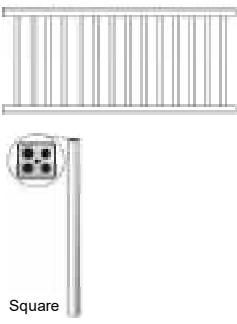

Refer to page 65 for vinyl gate option – suitable for use with Panorama.

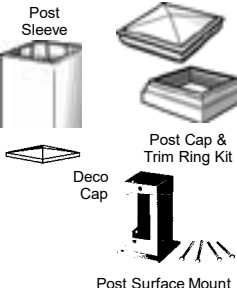
Almond Color: specify "AL" after part number.  
Oil-Rubbed Bronze Finish specify "OB" after part number.


# Panorama Boxed Kits With Brackets

3-1/2' High / 6' & 8' Wide

Composite Railing

	Boxed Railing Kits		Price/Boxed		Packaged	Wt.	
	Catalog No.	Includes Top Rail, 2 Univ. Rails, Balusters, Crush Block, Rail Mount Bracket Hardware	White	Almond	Quantity		
	Flat Section		Actual Length				
	70023	6' x 42" Section, Square Composite Balusters	67-1/2"	•	•	1	45.0
	70043	8' x 42" Section, Square Composite Balusters	92-1/2"	•	•	1	57.0
	Stair Section						
	70063	8' x 42" Section, Square Composite Balusters	92-1/2"	•	•	1	63.0
Square							

	Posts and Post Accessories		Price/Post		Packaged	Wt.
	Catalog No.		White	Almond	Quantity	
	70073	54" Post Sleeve	•	•	1	5.8
	70083	108" Porch Post Sleeve	•	•	1	10.3
	70093	Post Cap and Trim Ring Kit	•	•	1	1.0
	Kit includes: 1 Pyramid Post Cap + 1 Post Trim Ring					
	70093BZ	Deco Cap - 4-1/2" x 4-1/2" Antique Bronze (Snap onto Panorama post cap)			1	0.2
	70093OB	Deco Cap - 4-1/2" x 4-1/2" Oil-Rubbed Bronze (Snap onto Panorama post cap)			1	0.2
	Post Support Options					
	70818	Post Surface Mount with Wood Insert Includes: 4"x4" wood Insert, mounting hardware for concrete surface, & steel mounting plate			1	8.0

	Replacement Kits/Master Carton		Price/Kit		Packaged	Wt.
	Catalog No.		White	Almond	Quantity	
	70108	Combo Replacement 96" Rail Kit - kit includes (1) top-rail, (2) undrilled universal rails at 96" lengths	•	•	3	25.7
	70103	Replacement Kit - 92-1/2' Top Rail (carton of 6)	•	•	6	69.0
	70113	Replacement Kit - 92-1/2' Universal Rail (pre-drilled, carton of 6)	•	•	6	49.0
	70123	Replacement Kit - 92-1/2' Universal Rail (no drill, carton of 6)	•	•	6	49.0
	70133	Replacement Kit - 42" Square Baluster (37" actual length, carton of 36) requires field cutting for 3' heights	•	•	36	60.0
	80133	Crush Block	•	•	1	0.5
	70150	Master Rail Mount Bracket Hardware Pack (includes 2-1/2" screws for composite balusters)			1	1.0

Refer to page 66 for vinyl gate option – suitable for use with Panorama.

Almond Color: specify "AL" after part number.

# Hand Rail

# Vinyl Railing

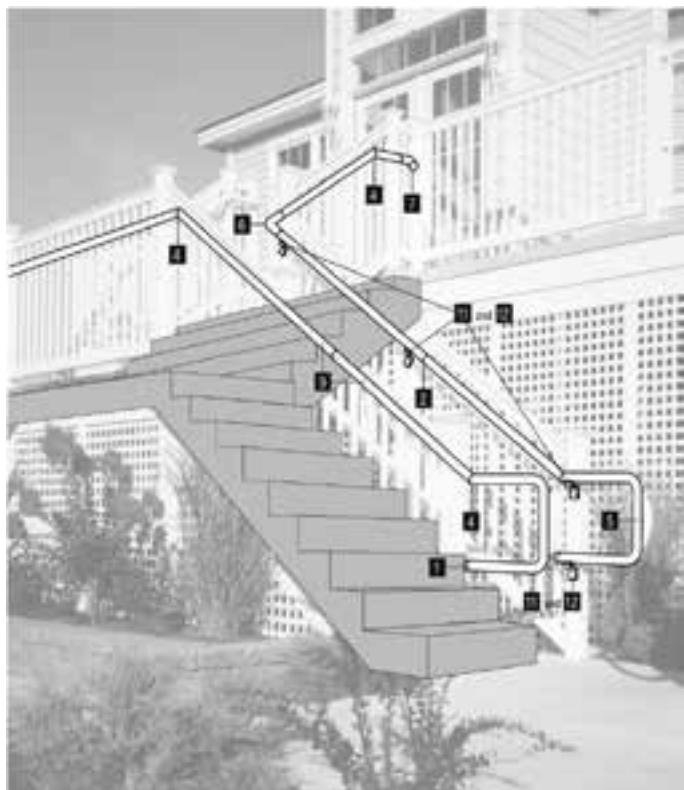
		Packaged Quantity	Wt.
	<b>Catalog No. Sections</b>		
	74060 1-1/2" Diameter Vinyl End Cap (1) <i>Finishes open end of Handrail</i>	1	1.0
	74062 Adjustable Internal Aluminum Joiner (4) <i>Used for angles</i>	1	0.1
	74063 1-1/2" OD 180° End Loop (5) <i>Finishes steps or handicap ramps</i>	1	4.0
	74064 1-1/2" OD - 90° Corner (6) <i>For inside or outside 90° corners</i>	1	3.0
	74065 1-1/2" OD - 90° Post/Wall Return (7) <i>Terminates handrail into wall or post at 90°</i>	1	2.0
	74066 1-1/2" OD x 80" Vinyl Handrail with Aluminum Insert (8)	1	8.0
	74067 1-1/2" OD x 104" Vinyl Handrail with Aluminum Insert (9)	1	11.0
	74068 1-1/2" OD x 120" Vinyl Handrail with Aluminum Insert (10)	1	14.0
	74061 Straight Wall Return (3) <i>Terminates handrail straight into a wall or post</i>	1	1.0
	74070 Handrail Straight Joiner (2) <i>Connects straight runs of handrail</i>	1	0.1
	74069 Handrail Joint Ring (13) <i>Used to finish the connection between pieces (optional)</i>	1	0.1
	74028 Handrail Bracket Assembly (11)* <i>Connects handrail to wall or post</i>	1	2.6
	74029 Handrail EZ Post Attachment Kit (12) <i>Connects handrail bracket to post when using EverNew post support kit</i>	1	1.8
	74071 Handrail Inside Corner Bracket (14) <i>Connects inside corner to post</i>	1	1.2
*Spacing of brackets should be 6 feet on center.			
<b>POP Displays - Order on BusinessConnections™ Using your SSP</b>			
40-70-917	Handrail POP Merchandiser - No Products Included	1	
40-70-918	Handrail POP Merchandiser - Products Included: 12 - Bracket Assembly, 6 - EZ Post Attachment, 12 - End Caps, 24 - Straight Joiner, 16 - Adjustable Joiner, 12 - 90° Post/Wall Return, 6 - Joint Ring, 4 - 104" Rail w/AL Insert, 6 - 80" Rail w/AL insert, 6 - 90° Corner, 6 - 180° End Loop, 6 - Straight Wall Return, 6 - Inside Corner Bracket	1	



Handrail Point of Purchase Display - No Products



Handrail Point of Purchase Display - With Products

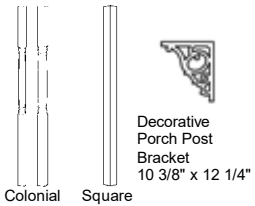


Available in white only.

For more information call 800-233-8990  
www.certainteed.com

# Posts and Columns

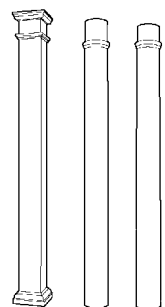
## Porch Posts

 <p>Colonial Square</p> <p>Decorative Porch Post Bracket 10 3/8" x 12 1/4"</p>	Catalog No.	Structural Porch Posts	White	Almond	Clay	Packaged Quantity	Wt.
	73017	Colonial Porch Post - 5" x 5" x 108"	•	•		1	34.0
	73020	Colonial Porch Post - 4" x 4" x 108"	•	•		1	22.7
	73019	Square Porch Post - 5" x 5" x 108"	•	•	•	1	23.8
	73007	Decorative Porch Post Bracket (gingerbread)	•	•		1	64.8
*Includes tie-down mounting plates and 4-piece post trim for top & bottom							


	Catalog No.	Decorative Porch Posts, Non-Structural	White	Almond	Clay	Packaged Quantity	Wt.
	6495107	Decorative Porch Post Cover - 4" x 4" x 107"	•	•	•	1	12.5
	5395107	Decorative Porch Post Cover - 5" x 5" x 107"	•	•		1	14.0
	73046	Decorative Porch Post Cover - 6" x 6" x 120"	•			1	13.0

## Columns

	Catalog No.	Columns and Trim Sets	Packaged Quantity	Wt.
	<b>Columns</b> (with Mounting Plates)			
	73030	Round Tapered Column 8" x 108"	1	37.0
	73039	Round Tapered Column 8" x 120"	1	41.1
	73031	Round Tapered Column 10" x 108"	1	45.0
	73032	Round Non-Tapered Column - 8" x 108"	1	36.0
	73033	Square Column - 8" x 8" x 108"	1	37.0
	<b>Trim Set</b> (includes Cap, Base, Ring and Mounting Hardware)			
	73035	8" Round Tapered Cap/Base Trim Set	1	5.0
	73036	8" Round Non-Tapered Cap/Base Trim Set	1	5.0
	73037	10" Round Tapered Cap/Base Trim Set	1	5.0
	73038	8" Square Cap/Base Trim Set	1	5.0

For complete column installation, order both column and trim set.

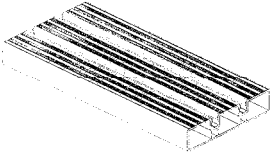
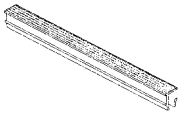
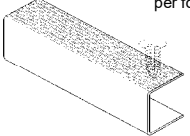
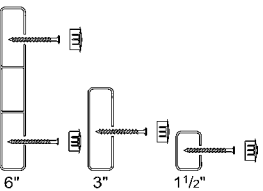
## Post Wraps

 <p><b>Certa-SNAP™ WRAP</b> TRANSFORMS WOOD POSTS IN A SNAP</p>	Catalog No.	Certa-Snap® Wrap	White	Almond	Packaged Quantity	Wt.
	<b>Smooth Finish Kits</b> (include 4 post wrap panels and 4 corner trims)				Kits	
	239001	Certa-Snap 4" x 4" x 120" Kit	•	•	4	7.9
	239002	Certa-Snap 6" x 6" x 120" Kit	•	•	2	10.3
	Kits must be purchased in full master carton (or packaged) quantities. Base Trim sold separately.					
	<b>Select Cedar Texture Kits</b> (include 4 post wrap panels and 4 corner trims)				Kits	
	939001	Certa-Snap 4" x 4" x 120" Kit	•	•	4	7.9
	939002	Certa-Snap 6" x 6" x 120" Kit	•	•	2	10.3
	Kits must be purchased in full master carton (or packaged) quantities. Base Trim sold separately.					
	<b>Base Trims</b> (trim work with both Smooth and Textured kits)		Price/Each		Pieces	
	70489	Certa-Snap 4" x 4" Base Trim	•	•	1	0.5
	70497	Certa-Snap 6" x 6" Base Trim	•	•	1	0.9

Almond and Clay Colors: specify "AL" or "C" after part number.



# EverNew® Vinyl Decking

	Catalog No.	Deck Planks 1-1/2" x 5-1/2"	Min. Ord.		Qty.	Wt.
			White	Colors		
 <p>Fasten 2 per joist Use #8 x 2" screws</p> <p>Planks feature raised ridge treads on one side</p>	119145	Deck Plank x 145" (12')	•	•	1	12.5
	119193	Deck Plank x 193" (16') -minimum quantity 25 pcs.	•	•	25	17.0
	119241	Deck Plank x 241" (20')* -full pallet orders only	•	•	50	21.0
		*Available only as part of half or full truckload.				
	Catalog No.	Fill Pieces	Min. Ord.		Qty.	Wt.
			White	Colors		
	129145	Fill Piece x 145" (12')	•	•	1	0.7
	129193	Fill Piece x 193" (16') -minimum quantity 50 pcs.	•	•	50	0.7
	129241	Fill Piece x 241" (20') -100 pcs. quantity only	•	•	100	0.9
		Fill pieces not included with planks - order separately. 2' of fill piece per 1' of plank.				
	Catalog No.	End Covers	Min. Ord.		Qty.	Wt.
			White	Colors		
 <p>Fasten once per foot</p>		<b>End Cover "C" Channel</b>				
	139144	End Cover x 144" (12')	•	•	1	2.5
	70820P	End Cover Fastener (price/pack, 25/pack)	•	•	1	0.3
	Catalog No.	Fascia	Min. Ord.		Qty.	Wt.
			White	Colors		
 <p>Fasten every two feet</p> <p>Fascia is smooth on both sides</p>		<b>Fascia Board 7/8" Profile</b>				
	359096	7/8" x 6" x 96" (8')	•	•	1	4.5
	349096	7/8" x 3" x 96" (8')	•	•	1	2.0
	319096	7/8" x 1-1/2" x 96" (8')	•	•	1	1.5
	70822P	Fascia Cover Plug 3/4" (price/pack, 25/pack)	•	•	1	7.5
	70787P	#8 x 1-1/2" Stainless Steel Screw (price/pack, 100/pack)			1	1.0

Gray and Almond Colors: specify "G" or "AL" after part number.



[ **BeCertain** ] Confidence worth building on.™

**ASK ABOUT OUR OTHER CERTAINTEED® PRODUCTS AND SYSTEMS:**

ROOFING • SIDING • TRIM • DECKING • RAILING • FENCE  
GYPSUM • CEILINGS • INSULATION

**www.certainteed.com** <http://blog.certainteed.com>

CertainTeed Corporation  
20 Moores Road  
Malvern, PA 19355

**Professional:** 800-233-8990  
**Consumer:** 800-782-8777

© 1/16 CertainTeed Corporation, Printed in U.S.A.  
Code No. CTS002

