



RF™

REEB® FINISH



## Reeb® Finish Paint

A versatile color palette featuring elegant, modern hues and bold, rustic tones providing exciting new options to achieve the look you desire. This new offering boasts more vibrant, truer-to-life colors that give the finished product additional depth and resistance to fading. For a complete entryway solution, several color options match Reeb's door accessories.



**Warranty:** All finishes on fiberglass doors are backed by a 10 year limited warranty and Reeb's unmatched reputation for quality and customer service. Visit [reeb.com/warranties/](http://reeb.com/warranties/) for complete warranty information.

Learn more about the Reeb® Finish Paint process on **page 15**  
View our paint offering on **pages 16-17**



# Reeb® Finish Stain


Featuring PrismaGuard™ by Therma-Tru.

An all-new staining system for fiberglass doors that produces a uniquely realistic and durable finish. Skilled Reeb Finish craftsmen hand-brush each component of the door to enhance its deep embossments and authentic grain patterns. A dual top-coat highlights fine details and ensures superior endurance and protection from the elements.



**Warranty:** All finishes on fiberglass doors are backed by a 10 year limited warranty and Reeb's unmatched reputation for quality and customer service. Visit [reeb.com/warranties/](http://reeb.com/warranties/) for complete warranty information.

Learn more about the PrismaGuard™ process on **page 5**  
View our stain offering on **pages 6-12**





## Reeb® Finish Stain

# Hand Brushed Artistry + Factory Precision = Truly Remarkable Results.

PrismaGuard™ is an all-new hybrid paint/stain/coating system for Therma-Tru fiberglass doors that produces an incredibly durable finish featuring the natural look of real wood. When combined with hand-application by skilled Reeb Finish craftsmen, the results are exquisite.

It is simply the best way to get the most authentic, most durable finish on a fiberglass door available on the market today.

# The Reeb® Finish Stain System

Finishing components of a door unit separately produces much more consistent results than when finishing a preassembled door unit. Each step in the carefully controlled process is crucial to crafting the most authentic, longest-lasting finish possible.



1. **Meticulous Preparation:** Each door is carefully inspected and prepared for the staining process prior to entering the coating area. All components are wiped clean, glass is taped-off and edges are prepared to ensure proper base coat application.
2. **Base Coat Application:** All components are inspected a second time before receiving the base coat that will serve as the foundation of the door's final color.
3. **Stain Application:** Stain coat is applied and hand-brushed by skilled Reeb Finish craftsmen to replicate the attractive color variations and inconsistencies found in real wood. This enhances the intricate grain patterns and deep embossments found in Therma-Tru, fiberglass doors.
4. **First Top Coat Application:** The preliminary top coat seals the finish and enhances the colors highlighted in the staining process, adding durability and sheen to the final product.
5. **Second Top Coat Application:** The fourth and final coating further accentuates the unique beauty of the finished product and is essential to provide maximum durability and protection from the elements.
6. **Assembly:** The finished door components are inspected a third time to ensure accuracy and consistency. Any necessary touch-ups are applied and the door unit is carefully assembled and packaged for delivery.



PrismaGuard™ Finish  
Wild Flower Honey



Shown on Classic-Craft® American

PrismaGuard™ Finish  
Rustic Clay



Shown on Classic-Craft, Oak

Please note: The grain pattern on your door may effect its final color after finishing. See page 13 for more details.  
Due to the printing process, colors shown approximate as closely as possible to the actual stain colors.



PrismaGuard™ Finish  
Redwood



Shown on Fiber-Classic® Mahogany



PrismaGuard™ Finish  
Autumn Harvest



Shown on Classic-Craft, Mahogany

Please note: The grain pattern on your door may effect its final color after finishing. See page 13 for more details.  
Due to the printing process, colors shown approximate as closely as possible to the actual stain colors.



PrismaGuard™ Finish  
Mulberry



Shown on Classic-Craft® Rustic

PrismaGuard™ Finish  
New Earth



Shown on Classic-Craft. Oak

Please note: The grain pattern on your door may effect its final color after finishing. See page 13 for more details.  
Due to the printing process, colors shown approximate as closely as possible to the actual stain colors.



PrismaGuard™ Finish  
Barley



Shown on Fiber-Classic. Oak

# How Grain Types Affect Finishing

## Classic-Craft® Doors with Different Grain Types

Classic-Craft® doors from Therma-Tru® feature grain patterns that depict an authentic wood surface almost exactly. Just like when finishing real wood, different grain types will affect the door's final color after staining.



**Classic-Craft® Oak**  
Finished in Rustic Clay



**Classic-Craft® American**  
Finished in Rustic Clay

## Classic-Craft® vs. Fiber-Classic® Doors

While Classic-Craft® doors feature surface grain patterns modeled directly after their natural wood counterparts, Fiber-Classic® doors instead feature a close interpretation of real wood. Even when applying the same stain color, this can have an effect on the door's final appearance.



**Classic-Craft® Oak**  
Unfinished



**Fiber-Classic® Oak**  
Unfinished

*To better observe how these factors can affect the door's final appearance after finishing, please see your millwork professional and ask for a Reeb® Finish Swatch Kit.*




Reeb® Finish  
Paint

## A Versatile Color Palette Blending Modern Elegance with Rustic Charm.

A refined color palette featuring elegant, modern hues and bold, rustic tones providing exciting new options to achieve the look you desire. This new offering boasts more vibrant, truer-to-life colors that give the finished product additional visual depth and resistance to fading. For a complete entryway solution, several color options match Reeb's door accessories.

# The Reeb® Finish Paint System


Finishing components of a door unit separately produces much more consistent results than when finishing a preassembled door unit. Each step in the carefully controlled process is crucial to crafting the most authentic, longest-lasting finish possible.




1. **Meticulous Preparation:** Each door is carefully inspected and prepared for the painting process prior to entering the coating area. All components are wiped clean, glass is taped-off and edges are prepared to ensure proper base coat application.
2. **Base Coat Application:** All components are inspected a second time before receiving the base coat that will serve as the foundation of the door's final color.
3. **First Top Coat Application:** The preliminary top coat seals the finish and enhances the color applied during the painting process, adding durability and sheen to the final product.
4. **Second Top Coat Application:** The third and final coating further accentuates the unique beauty of the finished product and is essential to provide maximum durability and protection from the elements.
5. **Assembly:** The finished door components are inspected a third time to ensure accuracy and consistency. Any necessary touch-ups are applied and the door unit is carefully assembled and packaged for delivery.



Reeb® Finish  
Paint




Alaskan Storm



Morning Dove



Harbor Fog



Grace Bay



Nautilus



Tanned Leather



Brighton




Urban Dusk



Falcon Gray



Java Bean



Mocha Chip



Sienna Bronze





Luna Moth



Deep Moss



Bamboo Forest



Royal Marine



Moonless Night



Total Eclipse



Rio



Mojave Red



Dahlia




Dried Cranberry

 Matches Larson® Storm Door

# Frames

Reeb® Finish Stain can be applied to On-Guard™ Oak or Straight Grain composite frames or solid wood frames. Reeb Finish Paint can be applied to any frame.



On-Guard Oak Grain

## Why use an On-Guard composite frame?

To achieve the maximum level of protection for your entire door unit, we recommend using an On-Guard composite frame whenever possible.

**On-Guard Composite Frames:**

- Feature a 10 year warranty on Reeb Finish Stain or Reeb Finish Paint products
- Will not warp, splinter or rot
- Will not absorb water
- Require less maintenance than solid wood

On-Guard Straight Grain

## Solid Wood Frames

Most species feature a 1 year warranty on Reeb Finish Stain or Reeb Finish Paint products.

Solid oak frames feature a 90 day warranty.

**Frames are available in:**

- Solid Clear Pine
- Solid Fir
- Solid Sapele Mahogany
- Solid African Mahogany
- Solid Oak



Solid Clear Pine



Solid Fir



Solid Sapele Mahogany



Solid African Mahogany



Solid Oak (90 day warranty)



View Warranty Information for  
**Reeb® Finish and PrismaGuard™**

at [reeb.com/warranties](http://reeb.com/warranties)

▣ **Bethlehem, PA**

600 Brighton St.  
Bethlehem, PA 18015  
(800) 862-8622 voice  
(800) 772-7332 fax

▣ **Barclay, MD**

1315 Goldsboro Rd.  
Barclay, MD 21607  
(800) 825-8331 voice  
(800) 331-9387 fax

▣ **Mocksville, NC**

346 Bethel Church Rd.  
Mocksville, NC 27028  
(800) 642-0886 voice  
(800) 618-0620 fax

▣ **Providence, RI**

19 Business Park Dr.  
Smithfield, RI 02917  
(800) 343-5703 voice  
(800) 388-5979 fax

▣ **Syracuse, NY**

7475 Henry Clay Blvd.  
Liverpool, NY 13088  
(800) 422-5224 voice  
(800) 531-7332 fax



[WWW.REEB.COM](http://WWW.REEB.COM)

PART# RFBOOK1516